Let’s get started



1

Download the Orbi app and install your Orbi router

On your mobile phone, download the Orbi app and follow the setup instructions.



2

Secure your devices with NETGEAR Armor

NETGEAR Armor™ powered by Bitdefender® provides best-in-class cybersecurity protection for your smart devices, smartphones, and computers.

Tap the **Security** icon in your Orbi app to explore your free trial.

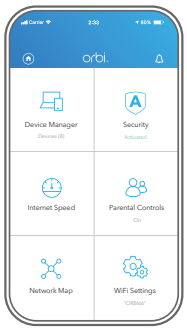

3

Do more with the app

Check out everything you can do on the Orbi app! Pause the Internet, run a speed test, set smart parental controls, and more.

orbi

Contents

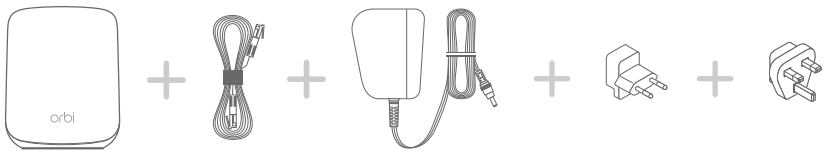

Orbi Router

Ethernet Cable

Power Adapter (varies by region)

Type C Plug Adapters (for most of Europe)

Type G Plug Adapters (for the UK)

Overview

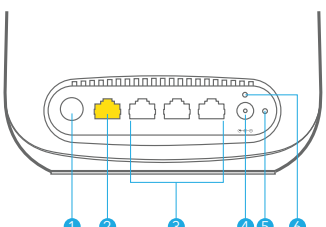

1. Sync Button
2. Internet Port
3. Ethernet Ports
4. Power Connector
5. Reset Button
6. Power LED

Troubleshooting

If you're having problems with the installation, try the following:

- Turn off your modem and Orbi router and disconnect them. Reboot your modem. Reconnect your Orbi router to your modem, and try installing with the Orbi app again.
- If you're still unable to install your Orbi router using the Orbi app, install it manually using the router web interface. Visit orbilogin.com to access the router web interface.

If you already own another Orbi router and you used the Orbi app before, go to the dashboard and tap > **NEW SETUP** to install your new Orbi router.

For more information, visit netgear.com/orbihelp.

Support and Community

Visit netgear.com/support to get your questions answered and access the latest downloads.

You can also check out our NETGEAR Community for helpful advice at community.netgear.com.

Regulatory and Legal

For regulatory compliance information including the EU Declaration of Conformity, visit https://www.netgear.com/about/regulatory/.

See the regulatory compliance document before connecting the power supply.

NETGEAR

NETGEAR, Inc.
350 East Plumeria Drive
San Jose, CA 95134, USA

© NETGEAR, Inc., NETGEAR and the NETGEAR Logo are trademarks of NETGEAR, Inc. Any non-NETGEAR trademarks are used for reference purposes only.

201-29068-01

September 2021

NETGEAR INTERNATIONAL LTD
Floor 1, Building 3,
University Technology Centre
Curraheen Road, Cork,
T12EF21, Ireland