Quick Start Guide

SAMSUNG
Galaxy Tab S7 FE 5G

Printed in Korea
GH68-53634A

Need support?

User manual

From your device

Settings ▸ Tips and help

Samsung Care+

Get coverage for repairs and 24/7 dedicated support.

To learn more, visit **Samsung.com/us/support/samsung-care-plus**

Samsung Support

Get direct access to FAQs, tips and tricks, videos, and more.

Visit **Samsung.com/us/support**

Samsung Care - YouTube

Check out the latest support videos to help you with your Samsung product.

Visit **Youtube.com/samsungcare**

Get to know your device

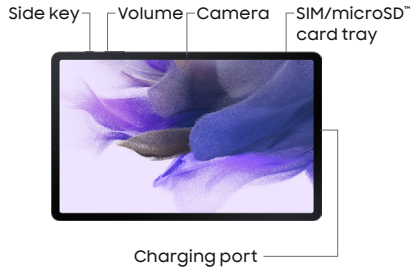



microSD card sold separately

Use only Samsung-approved chargers and cables. To avoid injury or damage to your device, do not use incompatible, worn or damaged batteries, chargers or cables.

Get connected

Insert the SIM card

in the SIM/microSD card tray as shown

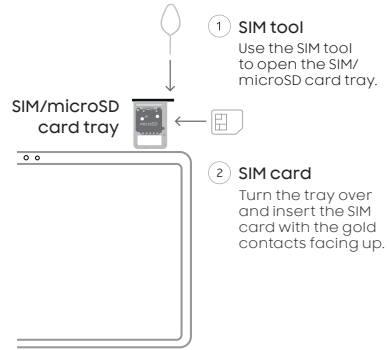

Follow setup screens

and transfer content to your new device

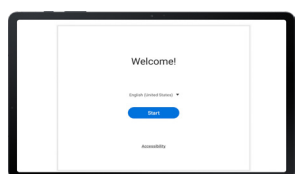

5G: Not all devices, signals, or uses are compatible; check device specs. Check with your carrier for 5G coverage areas, access, & network management details.

Approved firmware versions

This device will only operate with firmware versions that have been approved for use by your wireless carrier and the device manufacturer. If unauthorized firmware is placed on the device it will not function.

Information about safeguarding devices

We encourage customers to take appropriate measures to secure their devices and invite them to take advantage of the features available on this device to help secure it from theft and/or other unauthorized access and use. This device has a locking function (e.g., user-defined codes or patterns) that can serve as a first line of defense against unauthorized use or access to stored information. Preloaded security applications that allow customers to track or locate misplaced devices can be found on several devices. Lost or stolen devices should be immediately reported to your wireless carrier so that proper measures can be taken to protect accounts. For additional information, visit your wireless carrier's Privacy Policy.

Terms and Conditions

Read this document before operating the mobile device, accessories, or software (defined collectively and individually as the "Product") and keep it for future reference. This document contains important Terms and Conditions. Electronic acceptance, opening the packaging, use, or retention of the Product constitutes acceptance of these Terms and Conditions.

Arbitration Agreement - This Product is subject to a binding Arbitration Agreement between you and SAMSUNG ELECTRONICS AMERICA, INC. ("Samsung"). You can opt out within 30 calendar days of purchase: email optout@sea.samsung.com or calling 1-800-SAMSUNG (726-7864) and providing the applicable information.

The Arbitration Agreement, Standard One-year Limited Warranty, End User License Agreement (EULA), and Health & Safety Information for your device are available at:

English:
www.samsung.com/us/support/legal/LGL01210804/

Spanish:
www.samsung.com/us/support/legal/LGL01210886/

This information is on the device:

Settings › About phone or About device or About tablet › Legal information › Samsung legal or, search for "Legal".

You can view the Federal Communications Commission (FCC) certification, if applicable, by opening Settings › About phone or About device or About tablet › Status or Status information.

Energy Star

As an ENERGY STAR® Partner, Samsung has determined that this product meets the ENERGY STAR Guidelines for energy efficiency. Samsung is a proud ENERGY STAR Partner and commits to meet the guidelines for this product to be ENERGY STAR certified. By selecting an Energy Star certified product, you reduce greenhouse emissions and save energy. For more information, see www.energystar.gov/

- The Power Management setting of this product has been enabled by default and has various timing settings (of up to 10-30 minutes).
- To change this in Settings, go to the Display menu › Screen timeout option.

This product can be awakened from sleep mode by pressing the Power button.

Specific Absorption Rate (SAR) certification information

For information about SAR, visit:

- www.fcc.gov/general/radio-frequency-safety-0
- www.fcc.gov/encyclopedia/specific-absorption-rate-sar-cellular-telephones
- www.samsung.com/sar

Samsung mobile products and recycling

WARNING! Never dispose of batteries in a fire because they may explode. Do not disassemble, crush, puncture, heat, burn or reuse.

For more recycling information, go to our website: www.samsung.com/recycling or call 1-800-SAMSUNG.

FCC Part 15 Information and Notices

This device complies with part 15 of the FCC Rules. Operation is subject to conditions: (1) This device may not cause harmful interference, and (2) this device must accept any interference received, including interference that may cause undesired operation.

Emergency calls

Emergency calls may not be possible on all wireless mobile device networks or when certain network services and/or mobile device features are in use. Check with local service providers. If certain features are in use (e.g. call blocking) you may first need to deactivate those features before you can make an emergency call.

Exposure to Radio Frequency (RF) signals

For information, go to www.samsung.com/us/support/legal/mobile › Health and Safety Information › Exposure to Radio Frequency (RF) signals.

For additional Health & Safety information, including Samsung's Knox security platform, Maintaining Dust & Water Resistance, Navigation, GPS, AGPS, and Wireless Emergency Alerts (WEA), see

English:
www.samsung.com/us/support/legal/LGL01210804/

Spanish:
www.samsung.com/us/support/legal/LGL01210886/

Samsung Electronics America, Inc.

85 Challenger Road
Ridgefield Park, New Jersey 07660
Phone: 1-800-SAMSUNG (726-7864)
Internet: www.samsung.com

© 2021 Samsung Electronics America, Inc. Samsung & Samsung Galaxy are registered trademarks of Samsung Electronics Co., Ltd. Other company and product names mentioned herein may be trademarks of their respective owners. Screen images simulated. Appearance of device may vary. Images shown are for reference only. If you use a screen protector, make sure it allows for use of touch-screen features.