THANK YOU FOR BUYING A WHIRLPOOL PRODUCT
In order to receive a more complete assistance, please register your product on **www.whirlpool.eu/register**

Before using the appliance carefully read the Safety Instruction.

PRODUCT DESCRIPTION

FIRST TIME USE

Wait at least two hours, after the installation, before connecting the appliance to the power supply.
Connect the appliance to the power supply and turn the thermostat knob to switch on the appliance.

After turning the appliance on, you must wait for 4-6 hours for the correct storage temperature to be reached for a normally filled appliance. Position the antibacterial anti-odour filter in the fan as demonstrated in the filter packaging (if available).

CONTROL PANEL



1. Thermostat control reference
2. Freezer and refrigerator compartment temperature
3. LED bulb

FREEZING FRESH FOOD

Place fresh food to be frozen on the grid in the freezer compartment, avoiding direct contact with food that is already frozen.
The quantity of fresh food that can be frozen in 24 hours is written on the rating plate.
To freeze fresh food, place the freezer compartment grid in the upper position.

FREEZER AND REFRIGERATOR COMPARTMENT TEMPERATURE

This Fridge/Freezer is switched on by means of the thermostat located inside the refrigerator compartment.

The temperature of both compartments is adjusted by turning the thermostat knob.

Thermostat set to **1/2 : minimum refrigeration**
Thermostat set to **3-5 : medium refrigeration**
Thermostat set to **6/7 : maximum refrigeration**
Thermostat set to **●: no refrigeration, no light**

Setting the thermostat knob to ● turns the whole appliance off.

HOW TO STORE FOOD AND BEVERAGE



Legend

COLDEST ZONE

LEAST COLD ZONE

TROUBLESHOOTING

What to do if...	Possible reasons	Solutions
The appliance doesn't work.	There may be an appliance power supply problem.	Make sure: • there is not a power failure; • the plug is properly inserted in the power socket and the double-pole switch (if present) is in the correct position (on); • the household electrical system protection devices function; • the power cable is not broken; • the thermostat knob is not turned to "●".
The inside light does not work.	It may be necessary to replace the light bulb.	Disconnect the appliance from the power supply and contact the Technical Assistance Service if you need a replacement.
The internal temperature of the compartments is not cold enough.	The reasons could vary (see "Solution") column.	Check that: • the doors are closed properly; • the appliance is not installed near a heat source; • the temperature is appropriately set; • the circulation of air through the ventilation grilles on the base of the appliance is not obstructed.
There is water on the bottom of the refrigerator compartment.	The defrost water drain is blocked.	Clean the defrosting water drain (see section "Cleaning and Maintenance").
Excessive amount of frost in the freezer compartment.	The door to the freezer compartment is not closed properly.	• Check that there is nothing preventing the door from closing properly. • Defrost the freezer compartment. • Make sure the appliance has been correctly installed.
The front edge of the appliance that the door gaskets seal against is hot.	This is not a problem. It prevents condensation from forming.	A solution is not needed.
The temperature of the refrigerator compartment is too cold.	• The set temperature is too cold. • A large amount of fresh food may have been placed in the freezer compartment.	• Try to set a less cold temperature. • If fresh food has been put in the freezer compartment, wait until the freezing has been completed. • Turn off the fan (if present) described in the paragraph "FAN".

You can download the Safety Instructions, User Manual, Product Fiche and Energy data by:
- Visiting our website **docs.whirlpool.eu**
- Using QR Code
- Alternatively, **contact our After-sales Service** (See phone number in the warranty booklet). When contacting our After-sales Service, please state the codes provided on your product's identification plate.

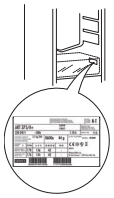

Whirlpool

400011424588