EN

Quick start guide

Philips Bluetooth stereo headset SHB6000



Charge the headset

1 Remove the USB cap.

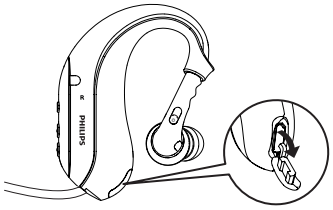

2 Plug the headset into a powered USB port with USB charging cable.

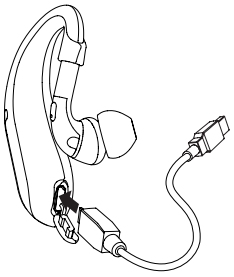

Get the best fit

1 Choose the earbuds that best fit for your ear canal.
2 Gently blend the earhook to fit into your ears.
3 Adjust the rubber part of the earhook to the height that you feel fit.
4 Twist the earbuds to the right position for best fit and noise isolation.

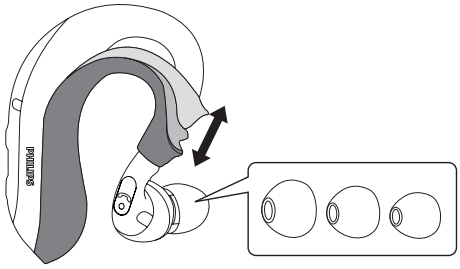

Pair the headset with your mobile phone

1 Ensure that the mobile phone is turned on and its Bluetooth feature is activated.
2 Ensure that the headset is charged and turned off.
3 Press ⏻ until the LED starts flashing red and blue alternately. Do not stop pressing the button after seeing the blue LED only.
↳ The headset is in pairing mode, which lasts five minutes.
4 Pair the headset with the mobile phone. For details, refer to the user manual of the mobile phone.

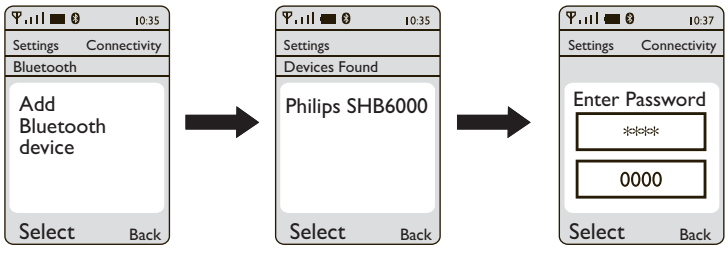

The PIN code "0000" is not required for some mobile phones.

Please refer to **www.philips.com/welcome** for full user manual.

PHILIPS

Operate the headset

Turn headset on/off	Hold ⏻ until LED turns on/off.
Play / Pause music	Tap ✆
Stop music	Hold ✆
Next / Previous track	Tap ▲ / ▼
Adjust volume	Press **VOL +/VOL -**
Pick up / End a call	Tap ✆
Reject a call	Hold ✆
Redial the last number	Press ✆ twice quickly.
Activate voice dialing*	Hold ✆ until beep occurs.
Mute/Unmute the Mic	Double tap ✆ during a call.
Transfer a call to a mobile phone	Hold ▲ during a call.

*Available if supported by your mobile phone.

LED and sound indication

The red/blue LED flashes alternately.	The headset is ready for pairing.
The blue LED flashes once every 6 seconds.	The headset is connected to the device.
The blue LED flashes twice every 3 seconds.	The headset is not connected.
The blue LED flashes once every half a second.	There is an incoming/outgoing call.
The blue LED flashes once every second.	The headset is active on a call.
The red LED flashes three times and beeps twice every minute.	The battery is low in power.
Solid red LED.	The headset is charging.
The LED is off.	The headset is off./Charging is finished.
The headset beeps every 5 seconds.	The Mic is muted.

Welcome to Philips!

For an optimal experience, register your product at
www.philips.com/welcome

© 2011 Koninklijke Philips Electronics N.V. All rights reserved.
Trademarks are the property of Koninklijke Philips Electronics N.V. or their respective owners.
V1.0