Register your products and get support at

www.philips.com/welcome

4000 Series

Quick start guide

PHILIPS



English

Before using your product, read all accompanying safety information.
(The relevant parameters of instructions are variable, without prior notice, if there is any discrepancy, please in accordance with actual object.)

Bahasa Melayu

Baca semua malumat keselamatan yang disertakan sebelum menggunakan produk anda.
(Parameter arahan yang berkenaan boleh berubah tanpa notis terdahulu, jika ada percanggahan, sila gunakan parameter pada objek sebenar.)

简体中文

使用产品前，请阅读所有附带的安全信息。
（指南内容相关的参数是可变的，恕不另行通知，如果有差异，请以实物为准。）

English What's in the box

Bahasa Melayu Barang-barang di dalam kotak

简体中文 包装箱清单

(24")



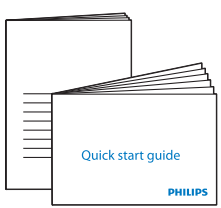

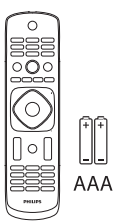

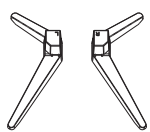



English Mount the stand
Bahasa Melayu Pasang kaki
简体中文 底座安装方式

(24")

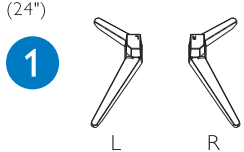

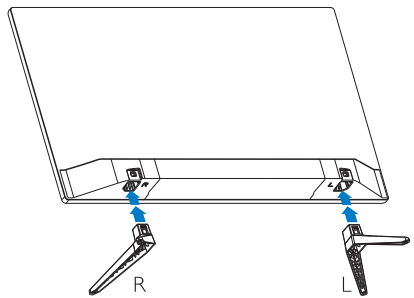

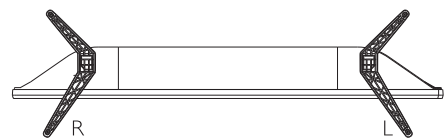

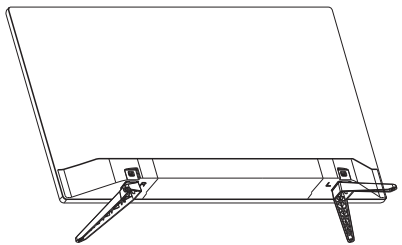



2

English Connect

Bahasa Melayu Sambungkan

简体中文 连接

(24")

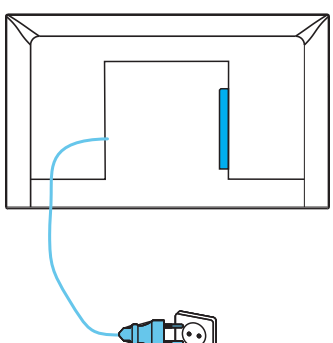



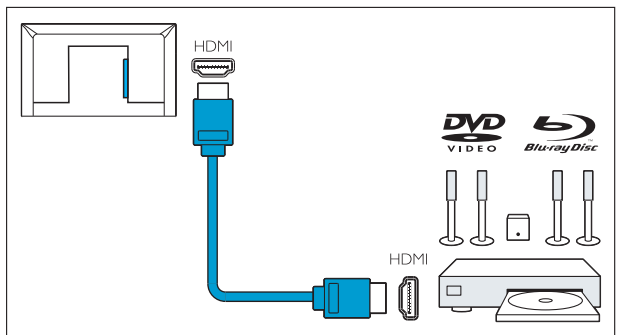
HDMI
DVD VIDEO
Blu-ray Disc
HDMI

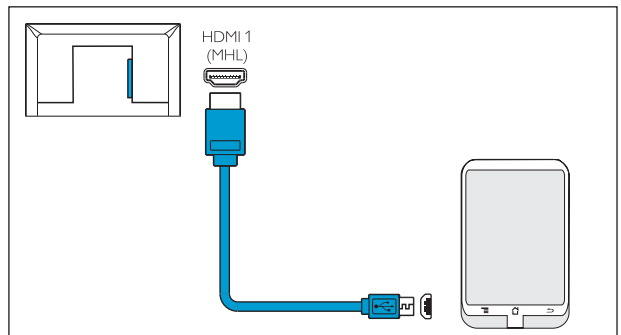
HDMI 1
(MHL)

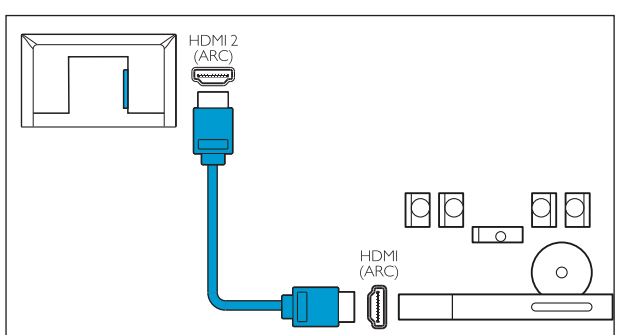
HDMI 2
(ARC)
HDMI
(ARC)

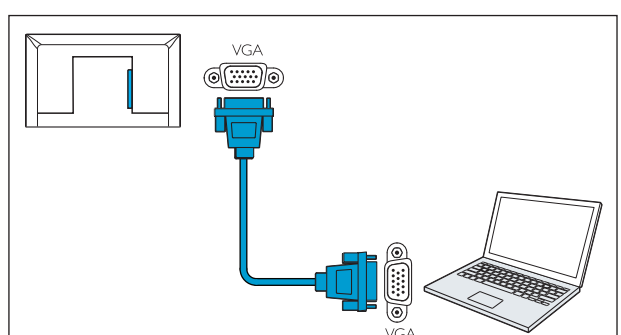
VGA
VGA

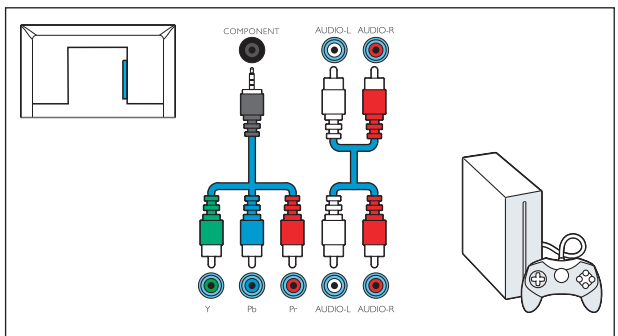
COMPONENT
AUDIO-L
AUDIO-R
Y
Pb
Pr
AUDIO-L
AUDIO-R

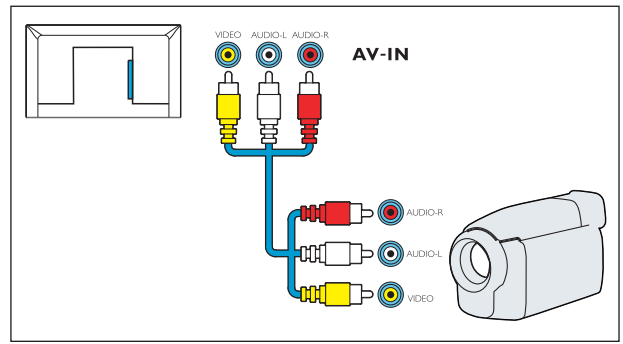
VIDEO
AUDIO-L
AUDIO-R
AV-IN
AUDIO-R
AUDIO-L
VIDEO

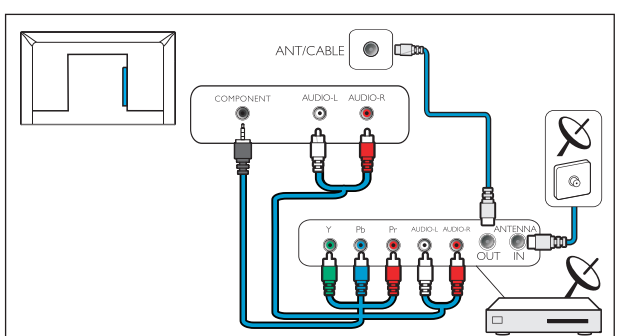
ANT/CABLE
COMPONENT
AUDIO-L
AUDIO-R
Y
Pb
Pr
AUDIO-L
AUDIO-R
ANTENNA
OUT
IN

3

English Insert batteries

Bahasa Melayu Masukkan bateri

简体中文 安装电池

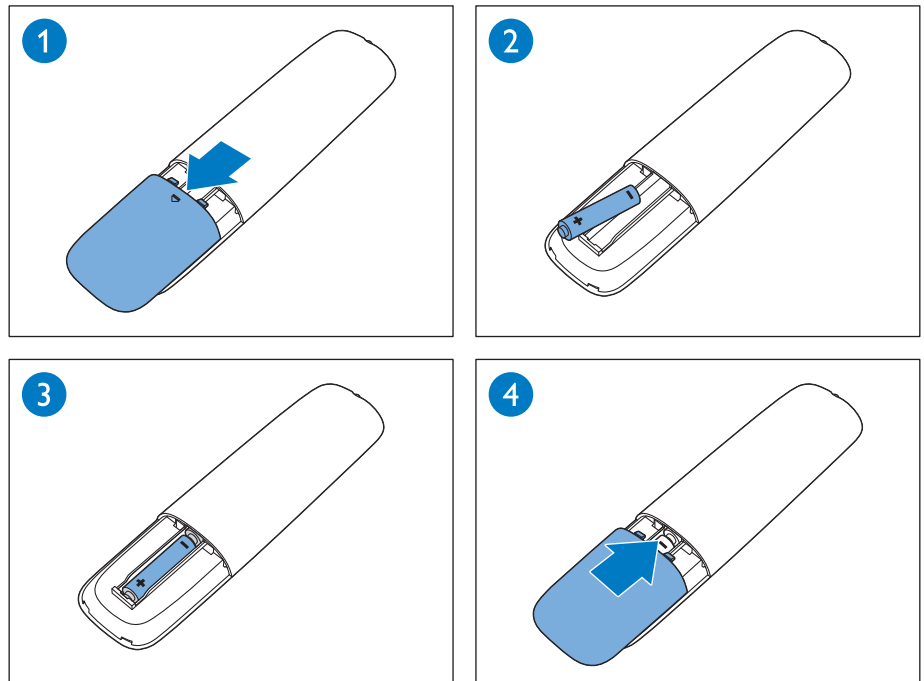



English	To wall mount, purchase a suitable bracket.
Bahasa Melayu	Beli pendakap yang sesuai jika ingin melekapkan ke dinding.
简体中文	如需壁挂,请购买合适的支架.

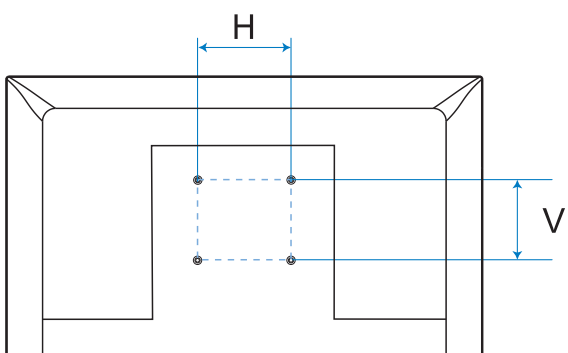

TV	H	V
60 cm / 24"	100 mm	100 mm

4

English Press the ⏻ key on the side panel of the TV or on the remote control to turn on the TV.

Bahasa Melayu Tekan kekunci ⏻ di panel tepi TV atau pada alat kawalan jauh untuk menghidupkan TV.

简体中文 按下电视机侧面面板或遥控器上的⏻打开电视。

(24")

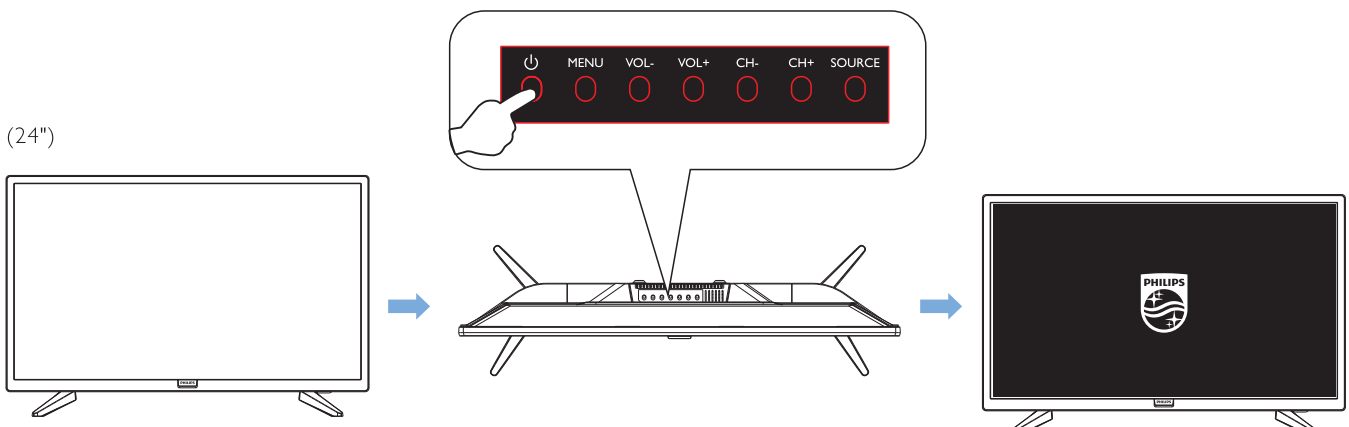

English Please refer to the User's Manual and the Philips support website for more operating instructions.

Bahasa Melayu Sila rujuk Panduan Pengguna dan tapak web sokongan Philips untuk arahan penggunaan selanjutnya

简体中文 更多操作信息请参考使用手册与PHILIPS support 网站。





All registered and unregistered trademarks are property of their respective owners.
Specifications are subject to change without notice. Philips and the Philips' shield emblem are trademarks of Koninklijke Philips N.V. and are used under license from Koninklijke Philips N.V.
2018 © TP Vision Europe B.V. All rights reserved.
philips.com

