PLEASE READ BEFORE USE

IP00

All Trademarks Acknowledged

Integral LED is a division of Integral Memory plc
London NW10 0UF

Integral LED RGB Colour Changing Remote Control and Receiver
ILRC1224VCV3F3A/ ILRC1224VCV3C3A

⚠ WARNING ⚠

DO NOT CONNECT THE RECEIVER TO A MAINS SUPPLY.

THE RECEIVER MUST ONLY BE CONNECTED TO A SUITABLE 12V/24V LED DRIVER.

IMPORTANT NOTICE

- This product should be installed according to the instructions in this guide and by a qualified electrical installer.
- All electrical work must be completed in accordance with the latest IET wiring regulations (formally IEE) for the UK or in accordance with all applicable regulations and laws in the country in which it is being installed.
- Switch OFF power at the mains before installing the product.
- Always disconnect or switch off the power supply before making any adjustment to the wiring.
- Observe the operating temperature of the product: -30C to +55C
- Limited 5 Year Warranty. This LED Remote control and Receiver is for indoor use only. Improper installation, abuse or miss-powering of the remote control and receiver or failure to use the remote control and receiver for its intended use will void the warranty. Proof of purchase is required for all returns. Your statutory rights remain unaffected.

Please see **www.integral-LED.com/warranty**.

Questions? Please contact you supplier or see **integral-LED.com**

1. Introduction

INTRODUCTION

The Integral LED RGB Colour Changing Remote Control and Receiver is designed to work with the Integral LED RGB Colour Strip. You will be able to change the colour of the strip in different colour modes to change the mood and look of your space instantly. You can also dim the strip to your ideal level. The strip can also switch between different colour modes on continuous basis to add excitement.

2. Parameter

Receiver:

- Compatible Remote: M3/M6
- Power Input: DC12V~DC24V
- Max Current Load: Max 3Ax3CH
- Max Output Power: 108W(12V)/216W(24V)
- Gray Scale Level: Max4096×4096×4096
- Working Temp.: -30ºC~55ºC
- Dimensions: L135×W30×H20(mm)
- Weight (N.W.): 47g

Total Weight (G.W.): 135g

Remote:

- Working Voltage: 3V (battery CR2032)
- Working Frequency: 433.92MHz
- Remote Distance: 40m~50m
- Working Temp.: -20ºC~55ºC
- Remote Dimensions: L104×W58×H9(mm
- Remote Holder Dimensions: L108×W63×H14(mm)
- Weight(N.W.): 42g

3. Operating Instruction for Receiver

The Remote control has been matched to the receiver before leaving the factory, if deleted accidentally you can restore the ID as follows.

Learning ID: Short press the ID learning button on the receiver until the indicator light is on, then press any key on the remote control, the indicator light flashes several times. The ID is now activated.

Cancel ID: Press ID learning button on the receiver for 5 seconds.

One receiver can be matched to up to 10 remote controls.

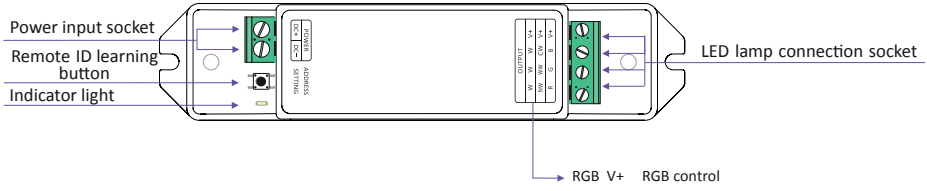

4. Wiring Diagram

RGB Control

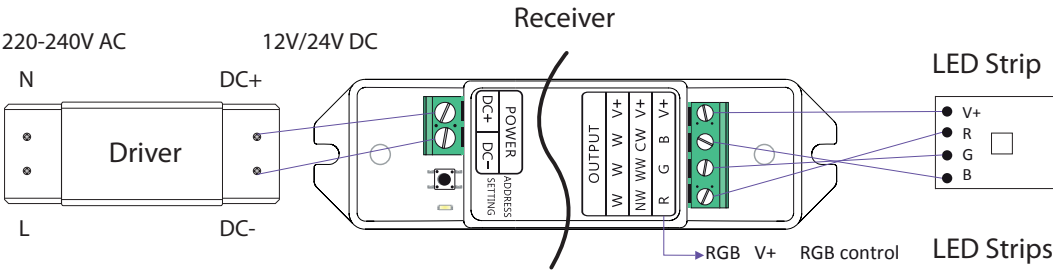

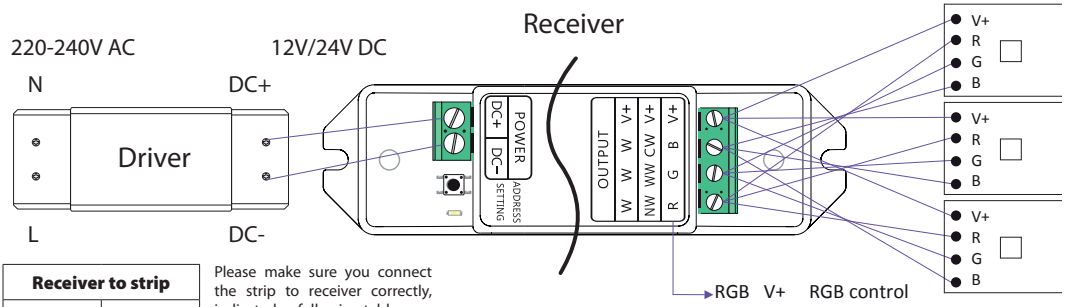

Receiver to strip	
mark on Receiver	mark on Strip
V+	V+
R	R
G	G
B	B

Please make sure you connect the strip to receiver correctly, indicated as following table.

5. Operating Instruction for Remote Control

Sleep mode: when the touch remote unattended operation over 30s, it can automatically enter standby mode to extend battery life.

Press any of these four keys to continue.

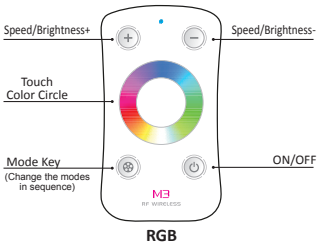

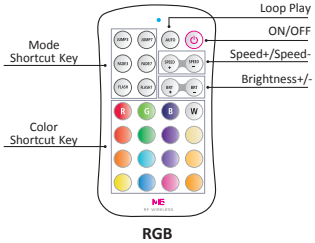

Tables of Changing Mode:		
1. Static Red 2. Static Green 3. Static Blue 4. Static Yellow	5. Static Purple 6. Static Cyan 7. Static White 8. RGB Skipping	9. 7 Colors Skipping 10. RGB Color Smooth 11. Full-color Smooth

6. Product size

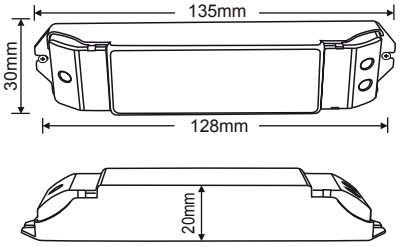

Receiver

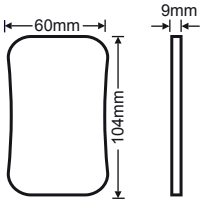

RF remote

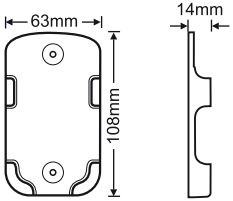

Remote holder