DATASHEET - CI44E-200



Insulated enclosure, +knockouts, HxWxD=375x375x225mm

Part no.	**CI44E-200**
Catalog No.	**036182**
EL-Nummer (Norway)	**0004132082**

Powering Business Worldwide™

Delivery program

Dimensions		mm	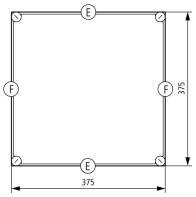
Product range			xEnergy Safety Ci
Basic function			Basic enclosures
Product function			Individual enclosures
Single unit/Complete unit			Single unit
Standards			EN 62208 EN 61439-2
Degree of Protection			IP65
Description			With metric knockouts in all sides of the enclosure Include fixing straps for wall mounting Sealable cover fasteners Full-area knockouts in the sides can be converted to a distribution board enclosure Integrated pressure-relief mechanism for short-circuits
Colour			RAL 7035, light gray (base) Transparent, smoky gray (cover)
Width		mm	375
Height		mm	375
Depth		mm	225
Mounting depth with mounting plate		mm	200
Mounting depth for mounting rail 7.5 mm height		mm	192.5
Mounting depth for mounting rail 15 mm height		mm	185

Enclosure depth

Legend for the graphic			Dimensions from top: Mounting depth with mounting plate Mounting depth for mounting rail 7.5 mm height Mounting depth for mounting rail 15 mm height Enclosure depth
Enclosure depth		mm	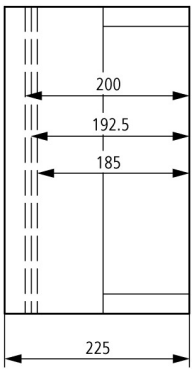
For use with			Eaton Switching and protection devices

Notes

E

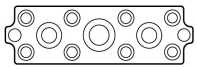

1 x M50/32

2 x M40/25

8 x M25/16

2 x M20

F

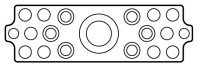

1 x M63/40

6 x M25/16

10 x M20

2 x M16

Technical data

General

Standards			EN 62208 EN 61439-2
Ambient temperature		°C	-40 - +80
Degree of Protection			IP65

Material characteristics

Material			glass-fibre reinforced polycarbonate (base) non-reinforced polycarbonate (cover) Halogen free
Surface treatment			Resistant to corrosion

Material properties

Thermal			
Temperature resistant			-40 °C - 120 °C (enclosure) 85 °C (enclosure bolt) 80 °C (gasket)
Chemical resistance			
Chemical resistant			Resistant against: Acids < 10 %, mineral oil, alcohol, gasoline, greases, salt solutions Partly resistant to: Acids > 10 % Not resistant to: alkalis, benzene
Atmospheric			
Saline spray			IEC 60068-2-11
UV resistance			Beneath protective shield
Flammability characteristics			
Flammability classification according to UL94			V1 (base) V2 (cover)

Design verification as per IEC/EN 61439

Technical data for design verification			
Heat dissipation, at an ambient temperature of 35°C, delta T: 20 degrees in top of the enclosure, calculated as per IEC 60890			
Individual enclosure for wall mounting	P_V	W	31
Starting enclosure for wall mounting	P_V	W	29
Middle enclosure for wall mounting	P_V	W	27
Heat dissipation, at an ambient temperature of 35°C, delta T: 35 degrees in top of the enclosure, calculated as per IEC 60890			
Individual enclosure for wall mounting	P_V	W	62
Starting enclosure for wall mounting	P_V	W	57
Middle enclosure for wall mounting	P_V	W	53
IEC/EN 61439 design verification			
10.2 Strength of materials and parts			
10.2.2 Corrosion resistance			Meets the product standard's requirements.
10.2.3.1 Verification of thermal stability of enclosures			Meets the product standard's requirements.
10.2.3.2 Verification of resistance of insulating materials to normal heat			Meets the product standard's requirements.
10.2.3.3 Verification of resistance of insulating materials to abnormal heat and fire due to internal electric effects			Lower part: 960 °C / cover: 850 °C; meets the product standard's requirements.
10.2.4 Resistance to ultra-violet (UV) radiation			Not relevant to indoor installations.
10.2.5 Lifting			20 kg per enclosure with support frame and lifting aid met; assembled and secured as per the latest applicable instruction leaflet.
10.2.6 Mechanical impact			IK10
10.2.7 Inscriptions			Meets the product standard's requirements.
10.3 Degree of protection of ASSEMBLIES			IP65

10.4 Clearances and creepage distances			Is the panel builder's responsibility.
10.5 Protection against electric shock			Protection class 2, therefore not applicable.
10.6 Incorporation of switching devices and components			Is the panel builder's responsibility.
10.7 Internal electrical circuits and connections			Is the panel builder's responsibility.
10.8 Connections for external conductors			Is the panel builder's responsibility.
10.9 Insulation properties			
10.9.2 Power-frequency electric strength			U_i = 1000 V AC
10.9.3 Impulse withstand voltage			8 kV
10.9.4 Testing of enclosures made of insulating material			Meets the product standard's requirements.
10.10 Temperature rise			The panel builder is responsible for the temperature rise calculation. Eaton will provide heat dissipation data for the devices.
10.11 Short-circuit rating			Is the panel builder's responsibility.
10.12 Electromagnetic compatibility			Is the panel builder's responsibility.
10.13 Mechanical function			Meets the product standard's requirements.

Technical data ETIM 7.0

Distribution boards (EG000023) / Empty cabinet (EC000058)

Electric engineering, automation, process control engineering / Electrical installation, device / Electrical distribution system (incl. small distribution board) / Empty cabinet (small distribution board) (ecl@ss10.0.1-27-14-24-08 [ACN385011])

Mounting method			Surface mounted (plaster)
Type of cover			Optional
Cover model			Closed
Type of door			None
Transparent cover/door			Yes
With lock			No
Nominal current (In)		A	1600
Height		mm	375
Width		mm	375
Depth		mm	225
Built-in depth		mm	200
Internal depth		mm	200
Plate thickness cabinet		mm	6
Plate thickness door/cover		mm	6
Colour			Grey
RAL-number			7035
Number of modules			1
Number of rows			0
Width in number of modular spacings			15
Number of openings for flange plates			4
Extension possible			Yes
Number of conduit inlets			100
Material housing			Plastic
Surface protection			Other
With mounting plate			No
Suitable for outdoor use			Yes
Suitable for lightning protection			Yes
Degree of protection (IP)			IP65
Degree of protection (NEMA)			Other
Protection class			II
Impact strength			IK10
Circuit integrity			Other

Dimensions

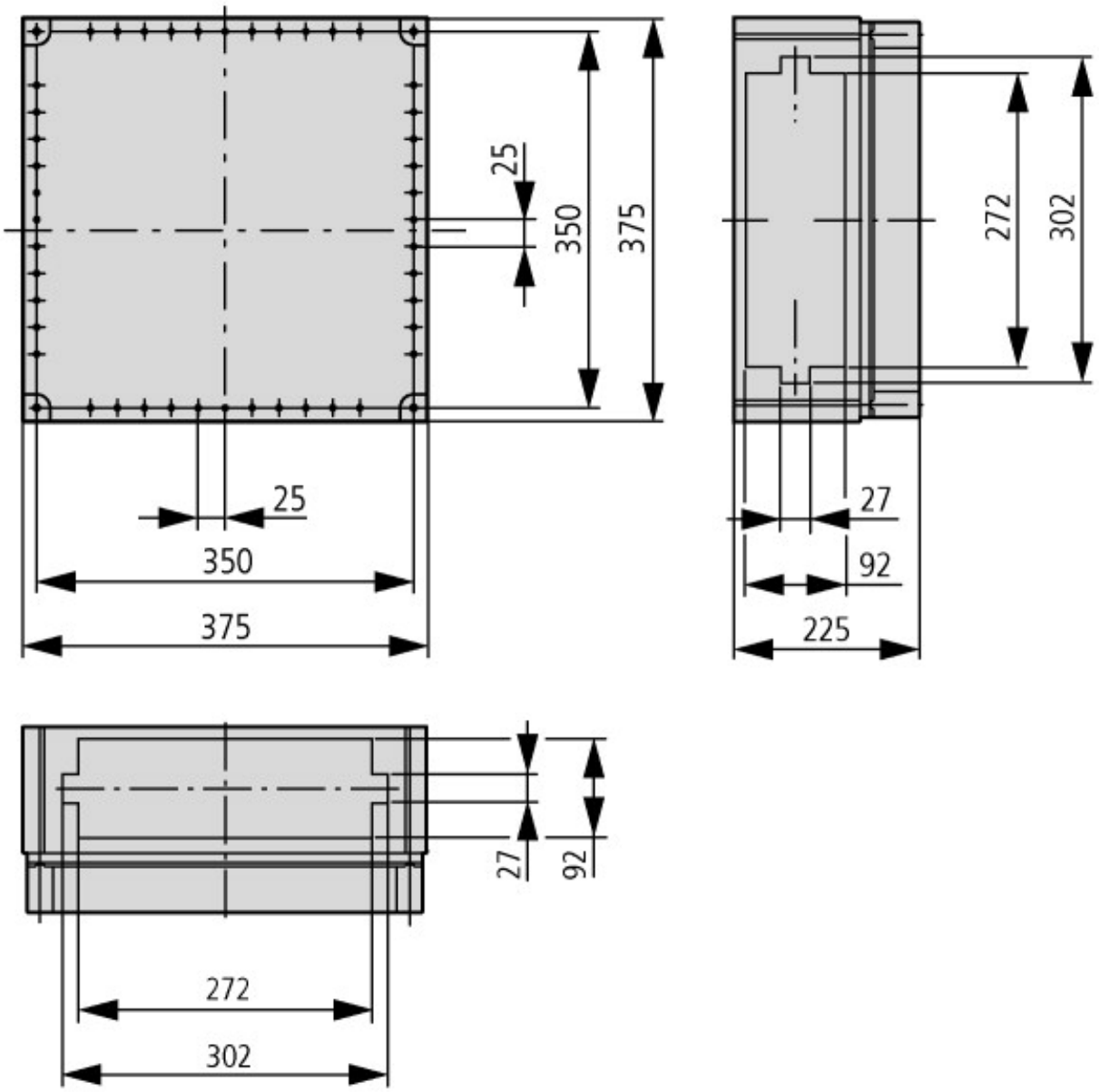

Additional product information (links)

AWA32-567 Ci insulated enclosure	
AWA32-567 Ci insulated enclosure	https://es-assets.eaton.com/DOCUMENTATION/AWA_INSTRUCTIONS/05670392.pdf
Manufacturer's Declaration CI-RoHS	https://es-assets.eaton.com/DOCUMENTATION/PDF/2013-01-31_Ci_RoHS.pdf
Declaration of conformity	https://es-assets.eaton.com/DOCUMENTATION/PDF/ci_ce.pdf
allowInterrupt=1&RevisionSelectionMethod=La model certification xEnergy Safety Ci	http://www.eaton.eu/DE/ecm/idcplg?IdcService=GET_FILE&amp
allowInterrupt=1&RevisionSelectionMethod=La Save time – we assist you with expert pre-assembly	http://www.eaton.eu/DE/ecm/idcplg?IdcService=GET_FILE&amp
allowInterrupt=1&RevisionSelectionMethod=La product information xEnergy Safety Ci	http://www.eaton.eu/DE/ecm/idcplg?IdcService=GET_FILE&amp
tool for calculating the power loss for switching device combinations	http://www.eaton.eu/DE/Europe/Electrical/CustomerSupport/ConfigurationTools/TCTool/index.htm
configurator - xEnergy family	http://www.eaton.eu/DE/Europe/Electrical/CustomerSupport/ConfigurationTools/xEnergyMainSupport/index.htm

© 12/2020 by Eaton Industries GmbH