Safety, Warranty, and Setup Guide

Brief user notices

ThinkPad T470

Key Web resources

Lenovo support: https://support.lenovo.com

Lenovo user forums: https://forums.lenovo.com

For Barcode Position Only

PN:SP40T9843
Printed in China

Unpack



ThinkPad® computer



Battery



Power cord and ac power adapter



Documentation



Lenovo USB-C to VGA adapter*



ThinkPad WiGig Dock*

*Available on some models

Initial setup

1. Install the battery.

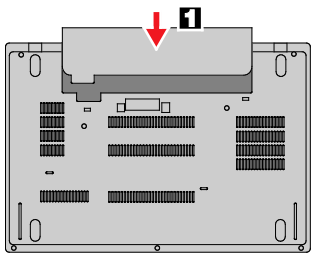

This system supports only batteries specially designed for this specific system and manufactured by Lenovo® or an authorized builder. The system does not support unauthorized batteries or batteries designed for other systems. If an unauthorized battery or a battery designed for another system is installed, the system will not charge.

Attention: Lenovo has no responsibility for the performance or safety of unauthorized batteries, and provides no warranties for failures or damage arising out of their use.

2. Connect the power cord to the ac power adapter 1. Connect the ac power adapter to the power connector 2a. If your computer is shipped with a USB-C™ type adapter, connect the adapter to the USB-C connector 2b. Then connect the power cord to a properly grounded ac power outlet 3. Ensure that all power cord connectors are securely and completely plugged into receptacles.

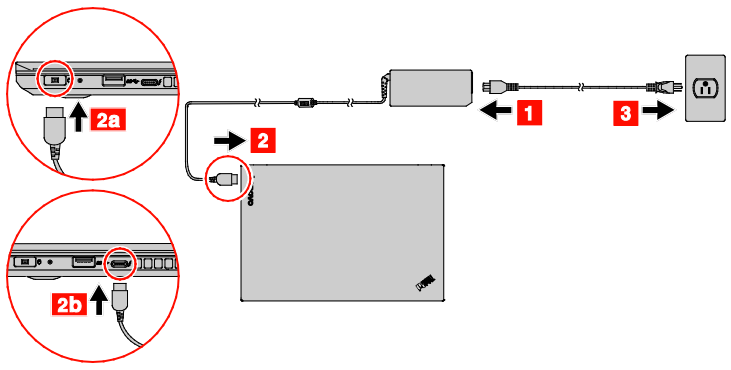

3. Press the power button to turn on the computer. Then follow the on-screen instructions to complete the initial setup.

Controls and indicators

1. Infrared camera*
2. Microphones
3. Conventional camera*
4. Screen (multi-touch/non-touch)
5. Power button
6. Fingerprint reader*
7. TrackPoint® buttons
8. ThinkPad trackpad
9. NFC label*
10. TrackPoint pointing stick
11. CapsLock key with the CapsLock indicator
12. Esc key with the Fn Lock indicator
13. F1 key with the speaker mute indicator
14. F4 key with the microphone mute indicator

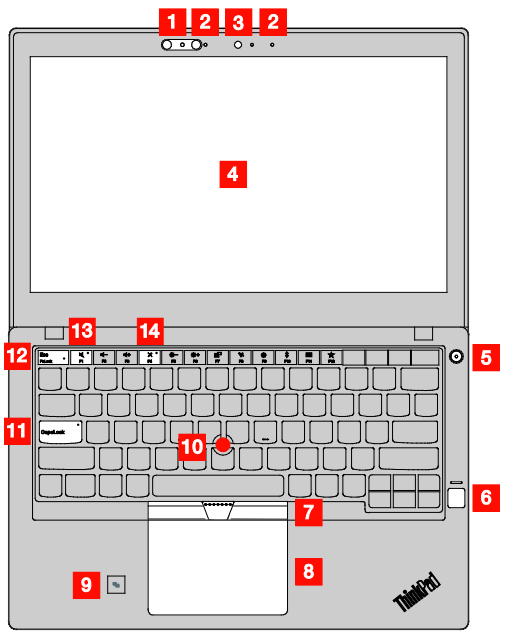

* Available on some models.

Recovery information

Your computer might not come with a Windows® recovery disc set or USB key. To restore the Microsoft® Windows operating system, see the recovery information in the *User Guide*. See “Accessing your *User Guide*” later in this document for additional information.

Accessing your *User Guide*

Your *User Guide* contains detailed information about your computer. To access your *User Guide*, do the following:

Windows 10:
1. Open the Start menu and then click **Lenovo Vantage.**
2. Expand **Health & Support** and then click **User Guide**.

Windows 7:
1. From the Windows desktop, click **Start** and then click **Help and Support**. The Windows Help and Support window opens.
2. Click **Lenovo User Guide**.

Ubuntu:
Go to the following directory:
`/usr/share/doc/lenovo-doc`

Lenovo makes constant improvements to the *User Guide* of your computer. To ensure that you have the up-to-date information of your computer, see “Downloading publications” for information about downloading the latest *User Guide*.

Downloading publications

Electronic versions of your computer publications are available from the Lenovo Support Web site. To download the publications for your computer, go to:
https://support.lenovo.com

Read this documentation before using your computer

This documentation provides critical safety and regulatory information for Lenovo computers.

Safety information

Plastic bag notice

DANGER

Plastic bags can be dangerous. Keep plastic bags away from babies and children to avoid danger of suffocation.

General battery notice

DANGER

Batteries supplied by Lenovo for use with your product have been tested for compatibility and should only be replaced with approved parts. A battery other than the one specified by Lenovo, or a disassembled or modified battery is not covered by the warranty.

Battery abuse or mishandling can cause overheat, liquid leakage, or an explosion. To avoid possible injury, do the following:
- **Do not open, dissemble, or service any battery.**
- **Do not crush or puncture the battery.**
- **Do not short-circuit the battery, or expose it to water or other liquids.**
- **Keep the battery away from children.**
- **Keep the battery away from fire.**

Stop using the battery if it is damaged, or if you notice any discharge or the buildup of foreign materials on the battery leads.

Store the rechargeable batteries or products containing the rechargeable batteries at room temperature, charged to approximately 30% to 50% of capacity. We recommend that the batteries be charged about once per year to prevent overdischarge.

Do not put the battery in trash that is disposed of in landfills. When disposing of the battery, comply with local ordinances or regulations.

Notice for removable rechargeable battery

DANGER

Only recharge the battery strictly according to instructions included in the product documentation.

If the battery is incorrectly replaced, there is danger of an explosion. The battery contains a small amount of harmful substances.

Notice for built-in rechargeable battery

DANGER

Do not attempt to remove or replace the built-in rechargeable battery. Replacement of the battery must be done by a Lenovo-authorized repair facility or technician.

Only recharge the battery strictly according to instructions included in the product documentation.

The Lenovo-authorized repair facilities or technicians recycle Lenovo batteries according to local laws and regulations.

Notice for non-rechargeable coin-cell battery

DANGER

If the coin-cell battery is incorrectly replaced, there is danger of an explosion. The battery contains a small amount of harmful substances.

Do not heat to more than 100°C (212°F).

The following statement applies to users in the state of California, U.S.A.

California Perchlorate Information:

Products containing manganese dioxide lithium coin-cell batteries may contain perchlorate.

Perchlorate Material - special handling may apply, See

www.dtsc.ca.gov/hazardouswaste/perchlorate

Using headphones or earphones

CAUTION:

Excessive sound pressure from earphones and headphones can cause hearing loss. Adjustment of the equalizer to maximum increases the earphone and headphone output voltage and the sound pressure level. Therefore, to protect your hearing, adjust the equalizer to an appropriate level.

Excessive use of headphones or earphones for a long period of time at high volume can be dangerous if the output of the headphone or earphone connectors do not comply with specifications of EN 50332-2. The headphone output connector of your computer complies with EN 50332-2 Sub clause 7. This specification limits the computer’s maximum wide band true RMS output voltage to 150 mV. To help protect against hearing loss, ensure that the headphones or earphones you use also comply with EN 50332-2 (Clause 7 Limits) or a wide band characteristic voltage of 75 mV. Using headphones that do not comply with EN 50332-2 can be dangerous due to excessive sound pressure levels.

If your Lenovo computer came with headphones or earphones in the package, as a set, the combination of the headphones or earphones and the computer already complies with the specifications of EN 50332-1. If different headphones or earphones are used, ensure that they comply with EN 50332-1 (Clause 6.5 Limitation Values). Using headphones that do not comply with EN 50332-1 can be dangerous due to excessive sound pressure levels.

Service, support, and warranty information

The following information describes the technical support that is available for your product during the warranty period and throughout the life of your product. Online technical support is available during the lifetime of a product at https://support.lenovo.com.

If you purchased Lenovo services, refer to the following terms and conditions for detailed information:
- For Lenovo Warranty Service Upgrades or Extensions, go to: **https://support.lenovo.com/lwsu**
- For Lenovo Accidental Damage Protection Services, go to: **https://support.lenovo.com/ladps**

Warranty information

Lenovo provides a warranty period for your computer. To check the warranty status of your computer, go to https://www.lenovo.com/warranty-status, and then follow the instructions on the screen.

Your computer is covered by the terms of the Lenovo Limited Warranty (LLW), version L505-0010-02 08/2011. The LLW is displayed on your computer during the initial setup. If you cannot view the LLW either from your computer or from the Web site (https://www.lenovo.com/warranty/llw_02), contact your local Lenovo office or reseller to obtain a printed version.

After the initial setup has been completed, you can view the warranty information from your computer by doing the following:

Windows 10:
1. Open the Start menu and then click **Lenovo Vantage**.
2. Expand **Health & Support** and then click **Warranty & Service**.

Windows 7:
From the Windows desktop, click **Start → All Programs → Lenovo PC Experience → Warranty Information**.

Ubuntu:
Go to the following directory:
`/usr/share/doc/lenovo-doc`

Customer Replaceable Units

Customer Replaceable Units (CRUs) are parts that can be upgraded or replaced by the customer. To view the instructions on replacing the CRUs, see the respective section in the *User Guide*. See “Accessing your *User Guide*” for additional information.

For the CRU information of your computer, refer to the following list.

Self-service CRUs
- ac power adapter and power cord
- Base cover assembly
- Coin-cell battery
- Internal storage drive
- Internal storage drive cable
- Removable battery

Optional-service CRUs
- Keyboard
- Memory module
- Wireless LAN card
- Wireless WAN card*

* Available on some models.

Worldwide telephone technical support

This section lists Lenovo Support telephone numbers. If you cannot find the support telephone number for your country or region, contact your Lenovo reseller or Lenovo marketing representative.

Before contacting a Lenovo technical support representative, have the following information available: model and serial number, the exact wording of any error message, and a description of the problem.

Important: Telephone numbers are subject to change without notice. The most up-to-date telephone list for the Customer Support Center is always available at: https://pcsupport.lenovo.com/supportphonelist

Country or region	Telephone number
Algeria	33-6-7348 1739 (French, Spanish)
Anguilla	1-800-426-7378 (English)
Antigua and Barbuda	1-800-426-7378 (English)
Argentina	0800-666-0011 (Spanish, English)
Armenia	374 11300300 374 10586048 (Standard charges apply) (Russian, English)
Australia	1-800-043-849 (English)
Austria	0810-100-654 (German)
Bahamas	1-800-426-7378 (English)
Bahrain	Kanoo IT: 00-973-1771-1722 Bahrain Business Machine LLC: 00-973-1758-4302 (Arabic, English)
Bangladesh	AWSP Flora Limited: 70-200-6853 88-0171-000-0000 (Mobile) Email: hasan_reaz@globalbrand.com.bd
Barbados	02-339-36-11 (Warranty service and support) (Dutch, French) 1-800-426-7378 (English)
Belarus	375296885522 (Standard charges apply) (Russian, English)
Bermuda	1-800-426-7378 (English)
Bolivia	0800-10-0189 (Spanish)
Bosnia and Herzegovina	387 (0)33 563-150 (Bosnian)
Brazil	Calls made from within the Sao Paulo region: 0800-885-0500 Calls made from outside the Sao Paulo region: 0800-701-4815 (Portuguese)
Brunei Darussalam	801-4440 (Malay, English)
Canada	1-800-565-3344 (English, French)
Cayman Islands	1-800-426-7378 (English)
Chile	800-361-213 (Spanish)
Colombia	01-800-912-3021 (Spanish)
Costa Rica	0-800-011-1029 (Spanish)
Croatia	30-32736 (Croatian)
Cyprus	357-227-11300 (Greek)
Czech Republic	800-353-637 (Czech)

Reduce | Reuse | Recycle

Fourth Edition (August 2018)

© Copyright Lenovo 2017, 2018.

LIMITED AND RESTRICTED RIGHTS NOTICE: If data or software is delivered pursuant to a General Services Administration “GSA” contract, use, reproduction, or disclosure is subject to restrictions set forth in Contract No. GS-35F-05925.

Country or region	Telephone number
Denmark	7010-5150 (Warranty service and support) (Danish)
Dominica	1-800-426-7378
Dominican Republic	1-866-434-2080 (Spanish)
Ecuador	1800 000 661 (Spanish)
El Salvador	800-6264 (English)
Egypt	Primary: 0800-0000-850 Secondary: 0800-0000-744
Estonia	372-66-00-800 (Estonian, Russian, English)
Finland	0974790251 and then press 3 (Finnish)
France	(0)1.70.38.19.27 (Warranty service and support) (French)
Georgia	99 5322945439 (Russian, English)
Germany	0800-500-4618 (Toll Free) (Warranty service and support) (German)
Greece	0030-2104-800-499 (Greek)
Grenada	1-800-426-7378 (English)
Guatemala	999-9190 (Spanish)
Honduras	800-0123 (Spanish)
Hong Kong	(852) 3516-8977 (Cantonese, English, Mandarin)
Hungary	00361 371-0272 (English, Hungarian)
India	(Primary) 1800-419-4666 (Tata) (Secondary) 1800-3000-8465 (Reliance) Email: commercialts@lenovo.com (English, Hindi)
Israel	*6557 or 03-9142800 (Hebrew)
Indonesia	007-803-3315-108 021-2975-9240 (Standard charges apply) (English, Bahasa Indonesia)
Ireland	1-890-928-860 (English)
Italy	(+39) 02 3031 0000 (Italian)
Jamaica	1-800-426-7378 (English)
Japan	0120-000-817 (Japanese, English)
Jordan	Jordan Business Systems: 00-962-6-500-0999 Ext 713/127 General Computer & Electronic (GCE): 00-962-6-551-3879 (Arabic, English)
Kazakhstan	77273493318 77273493098 (Standard charges apply) (Russian, English)
Kenya	080-0733-256 (English)
Korea	1670-0088 (Standard charges apply) (Korean)
Kuwait	Easa Hussain Al Yousifi: 00-965-2244-5280 AM. KHORAFI: 00-965-2200-1100 1127 Khorafi Business Machines (KBM): 00-965-2259-4611 Diyar United Company: 00-965-4378-383 Redington Kuwait: 00-965-2433-3203; 2545-6250 / 2545-6251 (Arabic, English)
Latvia	371-6707-0360 (Latvian, Russian, English)
Lebanon	Quantech: 00-961-1999-500 Computer Business Machine (CBM): 00-961-1680-180 El Haceb S.A.L: 00-961-1771-300 (Arabic, English, French)
Lithuania	370 5278 6602 (Lithuanian, Russian, English)
Luxembourg	+352 248 716 11 Ext 3 (French)
Macao	0800-807 / (852) 3071-3559 (Cantonese, English, Mandarin)
Macedonia	0800-4-44-44 (Macedonian)
Mainland China	Technical Support Line: 400-100-6000 (Mandarin)
Malaysia	1800-818-478 (Toll-Free Number) 603-2053-5151(Paid Services Toll Number) (English)
Malta	356-21-445-566 (English, Italian, Maltese, Arabic)
Mexico	001-866-434-2080 (Spanish)
Moldova	+373 22577979 (Russian, English)
Montenegro	+382 78 103 086 (English)
Morocco	212-5-22-509-35 (Arabic)
Nepal	977-1-423-3501 (Hunting), 977-980-113-3667 (Mobile)
Netherlands	020-499 0513 (Dutch)
New Zealand	0508-366-584 (English)
Nicaragua	001-800-220-2282 (Spanish)
Nigeria	070-8060-1481 (English)
Norway	21 95 94 60 Ext 3 (Norwegian)
Oman	Khimji Ramdas Computer Communication Systems: 00-968-2469-6255 Overseas Business Machines (OBM): 00-968-2460-1072, 2460-5018 Gulf Business Machines Services (GBMS): 00-968-2455-9831
Pakistan	International Office Products (pvt) Ltd.: 00-92-212-422-569 00-92-213-241-2023 Selling Business Systems: 00-92-21-568-9823
Panama	001-866-434-2080 (Lenovo Customer Support Center- toll free) (Spanish)
Paraguay	009-800-52-10026 (Spanish)
Peru	0-800-50-866 OPCION 2 (Spanish)
Philippines	1800-1110-2266 (Toll-Free Number) +632-231-3373 (Paid Services Toll Number) (THINK :1800-890-86454 (Globe subscribers) (Tagalog, English)
Poland	+48-22-295-4950

Country or region	Telephone number
	+48-22-116-8656 (Polish, English)
Portugal	808-225-115 (Standard charges apply) (Portuguese)
Qatar	Al Mana Computer Services: 00-9744-4489-966 (ext. 1992) Qatar Computer Services W.L.L: 00-9744-4441-212 (Arabic)
Romania	00-40212300314 (Romanian)
Russia	7-499-705-6204 7-495-240-8558 (Standard charges apply) (Russian)
Saint Kitts and Nevis	1-800-426-7378 (English)
Saint Lucia	1-800-426-7378 (English)
Saudi Arabia	800-84-451-28 (Standard charges apply) (Arabic)
Singapore	65-6307-7145(Paid Services Toll Number) 1800-415-5529 (Toll-Free Number) (English, Mandarin, Bahasa Malaysia)
Slovakia	00421-2-4974-8888 (Slovak)
Slovenia	+ 386 1 4755 559 (Slovenian)
South Africa	0800-110-756 (English)
Spain	+34 91 79 11 799 Ext 3 (Spanish)
Sri Lanka	9477-7357-123 (Sumathi Information systems) (English)
Suriname	1-877-453-6686 (English)
Sweden	46-775-757-411 (Warranty service and support) (Swedish)
Switzerland	0800-55-54-54 (Warranty service and support) (German, French, Italian)
Taiwan	0800-000-702 (Mandarin)
Thailand	1800-012-220 0-2104-0792 (Thai, English)
Tortola	1-800-426 7378 (English)
Turkey	444-04-26 (Turkish)
Turks and Caicos	1-800-426-7378 (English)
Trinidad and Tobago	1-888-217-6330 (English)
Ukraine	0800-800-018 (Ukraine, Russian, English)
United Arab Emirates	Jumbo:80058626 Ensure:+971600525559 (Arabic)
United Kingdom	0333-777-3991 (National Rate) (English)
United States	800-426-7378 (English)
Uruguay	000-411-005-6649 (Spanish)
Venezuela	0-800-100-2011 (Spanish)
Vietnam	120-11072 (Toll Free) 84-4-4458-1923 (Standard Charges Apply)
Yemen	Al Khirbash and Agencies: 00-967-1209-8278 Yemen Business Machines (YBM): 00-967-3-213324 00-967-3-214655 00-967-3-213909 (Arabic)

Lenovo product service information for Taiwan

委製商/進口商名稱: 荷蘭商聯想股份有限公司台灣分公司
進口商地址:台北市中山區北安路 780 號 7 樓
進口商電話: 0800-000-702 (代表號)

Recycling and environmental information

Lenovo encourages owners of information technology (IT) equipment to responsibly recycle their equipment when it is no longer needed. Lenovo offers a variety of programs and services to assist equipment owners in recycling their IT products.

For information on recycling Lenovo products, go to: https://www.lenovo.com/recycling

For additional recycling and environmental statements, refer to your *User Guide*. See “Accessing your *User Guide*” for details.

The latest environmental information about our products is available at https://www.lenovo.com/ecodeclaration.

Important battery and WEEE information



Batteries and electrical and electronic equipment marked with the symbol of a crossed-out wheeled bin may not be disposed as unsorted municipal waste. Batteries and waste of electrical and electronic equipment (WEEE) shall be treated separately using the collection framework available to customers for the return, recycling, and treatment of batteries and WEEE. When possible, remove and isolate batteries from WEEE prior to placing WEEE in the waste collection stream. Batteries are to be collected separately using the framework available for the return, recycling, and treatment of batteries and accumulators.

Country-specific information is available at: https://www.lenovo.com/recycling

WEEE information (Hungary)

A magyar törvények értelmében, a 197/2014 (VIII.1.) kormányrendelet 12. szakaszának (1)-(5) cikkében foglaltak szerint Lenovo mint gyártó állja a keletkező költségeket.

Recycling information for Japan

日本でのリサイクルまたは廃棄についての詳細は、Web サイト https://www.lenovo.com/recycling/japan を参照してください。

Recycling information for China

《□□□□□□□□□□□□□□□□□》□□□□□

□□□□□□□□□□□□□□□□□