MULTIBRACKETS

Installation manual

M Pro Series Kiosk 65″-86″

EAN: 7340234810529 / 7340234810536

- en Installation manual
- ar دليل التثبيت
- cz Instalační manuál
- da Installationsmanual
- de Installationsanleitung
- ee Paigaldusjuhend
- el Οδηγίες εγκατάστασης
- es Manual de instalación
- fi Asennusohje
- fr Installation Manuel
- he הנקתה ירדמ
- hu Szerelési kézikönyv
- it Manuale di installazione
- jp 取り付け説明書
- kr 설치 설명서
- li Montavimo instrukcija
- lt Uzstādīšanas rokasgrāmata
- nl Installatie handleiding
- no Installasjonshåndbok
- pl Instrukcja instalacji
- pt Manual de instalação
- ro Manual de instalare
- ru Инструкция по установке
- sk Inštalačný manuál
- sl Navodila za montažo
- sv Installationsmanual
- tr Montaj kılavuzu
- zh 安装手册

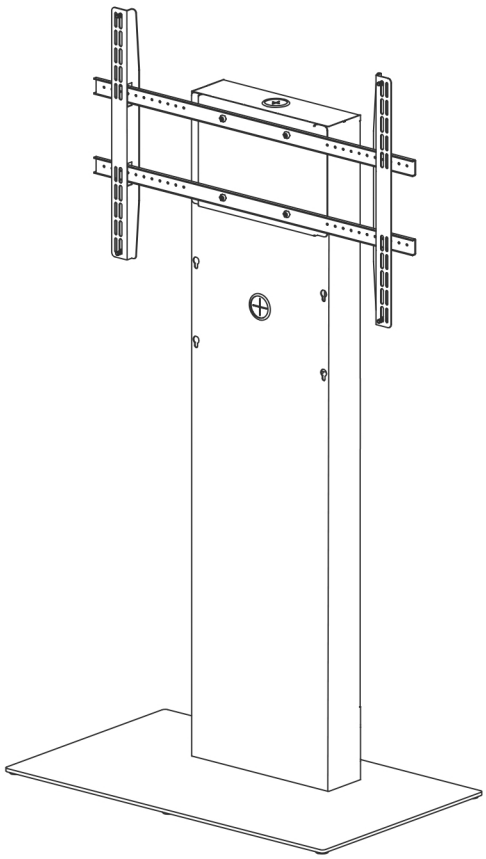

IMPORTANT!
Your Plasma, LCD, TV, Projector, Projector Screen or other HiFi equipment represents a considerable value. If screws are included they may not be suitable for the material of your wall, ceiling or floor. Replace the screws with suitable ones if needed. In case you are unsure regarding any aspects of the mounting of this product please consult a professional.

تحذير

تمثل أجهزة البلازما أو شاشات الكريستال السائل أو التلفزيون أو جهاز العرض أو شاشة العرض أو أجهزة HiFi الأخرى قيمة كبيرة. إذا تم تضمين البراغي، فقد لا تكون مناسبة لمادة الحائط أو السقف أو الأرضية. استبدل البراغي بأخرى مناسبة إذا لزم الأمر. في حالة عدم التأكد من أي جانب من جوانب تركيب هذا المنتج، يرجى استشارة أحد المتخصصين.

DŮLEŽITÉ!
Váš plazmový nebo LCD televizor, projektor, plátno a další elektrotechnické vybavení je vysoce hodnotné. Pokud jsou součástí balení produktu šrouby, zkontrolujte, zda jsou vhodné pro upevnění ke stěně, stropu nebo podlaze v místě instalace. V případě, že nebudou přibalené šrouby vyhovovat, vyměňte je. Pokud budete mít při montáži tohoto produktu potíže, obraťte se na zkušeného odborníka.

VIGTIGT!
Din plasmaskærrn, LCD-skærm, tv, projektor, projektorskærrn eler andet HiFi-udstyr repræsenterer en betydelig værdi. Hvis der medfølger skruer, passer de muligvis ikke til materialet i væggen, loftet eller gulvet. Udskift skruerne med passende skruer, hvis det er nødvendigt. Hvis du er i tvivl om noget i forbindelse med monteringen af produktet, skal du kontakte en ekspert.

BELANGRIJK!
Uw Plasma, LCD TV, Projector, Projector scherm of andere HiFi-apparatuur vertegenwoordigt een aanzienlijke waarde. Het kan zijn dat de bijgeleverde schroeven niet geschikt zijn voor uw toepassing. In dat geval dient u ze te vervangen door schroeven die wel geschikt zijn. Twijfelt U, raadpleeg dan een professional.

TÄHTIS!
Teie teler, projektor, projektori ekraan või muu HiFi seade on suure väärtusega.Kui kinnitusel on komplektis paigalduskruvid, siis ei pruugi need sobida Teie seina, lae või põranda materjaliga. Vajadusel vahetage kruvid sobivate vastu. Kui Te ei ole seadme paigaldamise detailides kindel, siis konsulteerige spetsialistiga.

ACHTUNG!
Ihr Plasma-, LCD-, TV-Gerät, Ihr Projektor, Ihre Leinwand oder sonstige HiFi-Ausrüstung stelle einen beträchtlichen Wert dar. Die möglicherweise im Lieferumfang enthaltenen Schrauben sind unter Umständen nicht für das Material ihrer Wände, Decken oder Böden geeignet. Ersetzen Sie sie bei Bedarf durch geeignete Schrauben. Wenn Sle bezüglich der Montage des Produkts unsicher sind, wenden Sie sich an einen Fachman

ΣΗΜΑΝΤΙΚΟ!
Η οθόνη σας Plasma, LCD, Τηλεόραση, Βιντεοπροβολέας (projector), οθόνη βιντεοπροβολέα ή άλλες συσκευές HiFi έχουν σημαντική αξία. Αν συμπεριλαμβάνονται βίδες στη συσκευασία ίσως να μην είναι κατάλληλες για το υλικό του τοίχου, του ταβανιού ή του πατώματός σας. Αντικαταστήστε τις βίδες αυτές με άλλες κατάλληλες αν χρειάζεται. Σε περίπτωση που δεν είστε σίγουροι για κάποια ζητήματα σχετικά με την στήριξη αυτού του προϊόντος, παρακαλούμε συμβουλευτείτε έναν ειδικό.

IMPORTANTE!
Los equipos de plasma o LCD, los televisores, proyectores y pantallas de proyección, así como otros equipos de alta fidelidad suponen una inversión considerable. Si incluyen tornillos, puede que no sean adecuados para el material del que estén formados la pared, el techo o el suelo. Sustituya estos tornillos por otros más adecuados si es preciso. Si no está seguro sobre cualquier aspecto del montaje de este producto, consulte a un profesional.

TÄRKEÄÄ!
Plasma- tai nestekidenäyttöjen, televisioiden. projektorien ja niiden valkokankaiden sekä muiden hifi4aitteiden arvo on huomattava. Laitteen mukana toimitettavat ruuvit eivät välttämättä sovellu seinien, katon tai lattian materiaaliin. Korvaa ne tarvittaessa sopivilla ruuveilla. Mikäli olet epävarma mistä tahansa tämän tuotteen kiinnittämiseen liittyvästä seikasta, ota yhteys asiantuntijaan.

IMPORTANT!
Vos écrans plasma, LCD, télévisions, projecteurs, écrans de projection ou autre matériel Hi Fi ont une valeur considérable. Les vis fournies peuvent ne pas être compatibles à la nature de vos murs, plafonds et sols. Remplacez-les par des vis adaptées. Si vous avez des doutes quant au montage de ce produit, veuillez consulter un professionnel.

FONTOS!
Plazma, LCD TV-d, projektorod, vetítővásznad vagy egyéb műszaki berendezéseid tekintélyes értéket képvisel. Ha a csavarokat tartalmazza, akkor sem biztos, hogy alkalmas a berendezés, hogy falra, mennyezetre, vagy a padlóhoz rögzítsd. Cseréld ki a csavarokat a megfelelőre, ha szükséges. Abban az esetben, ha nem biztos a termék beépítésével kapcsolatban, forduljon szakemberhez.

IMPORTANTE!
I vostri schermi al plasma o LCD o le TV in genere, ma anche i proiettori, gli schermi per proiezione o altri apparecchi Hi-Fi rappresentano un notevole investimento di denaro. Le viti ed i perni in dotazione potrebbero rivelarsi non adatti per il tipo di parete o di soffitto o di pavimento. Sostituitele quindi con ancoraggi più idonei in caso di necessità. Se doveste riscontrare problemi nel montaggio di questo prodotto, consultate un tecnico specializzato.

重要!
プラズマ、LCD、テレビ、プロジェクター、プロジェクター スクリーン、またはその他のHiFi 機器は、かなりの価値があります。ネジが付属している場合でも、壁、天井、床の材質によっては適さない場合があります。必要に応じて、ネジを適切なものに交換してください。この製品の取り付けに関してご不明な点がある場合は、専門家にご相談ください。

VIKTIG!
Din plasma, LCD, TV, projektor, projektorskjerm eller annet HiFi-utstyr har betydelig verdi. Hvis skruer følger med, er det ikke sikkert at de passer til materialet i veggen, taket eller gulvet. Bytt skruene i skruer som er egnet om nødvendig. Hvis du er usikker når det gjelder montering av dette produktet, må du kontakte en profesjonell.

UWAGA!
Monitor plazmowy, LCD, telewizor, projektor, ekran projekcyjny lub inny sprzęt HiFi stanowi znaczną wartość. Jeśli dołączono do niego śruby mocujące, mogą one nie być odpowiednie do materiału, z którego wykonane są dane ściany, sufit lub podloga. W razie potrzeby należy je zastąpić odpowiednimi śrubami. W razie jakichkolwiek wątpliwości dotyczących montowania tego urządzenia należy zasięgnąć porady u specjalisty.

IMPORTANTE!
O seu Plasma, LCD, TV, Projetor, Tela de Projeção ou outro equipamento HiFi representa um valor considerável. Se os parafusos estiverem incluídos, eles podem não ser adequados para o material da sua parede, teto ou piso. Substitua os parafusos por outros adequados, se necessário. Caso não tenha certeza sobre algum aspecto da montagem deste produto consulte um profissional.

SVARĪGI!
Jūsu Plasma. LCD, TV, projektors, projektora ekrāns vai cita HiFi iekārtas veido ievērojamu vērtību.Iekļautās skrūves var būt nepiemērotas jūsu sienu, griestu vai grīdas materiāliem.Nomainiet skrūves ar piemērotām skrūvēm, ja nepieciešams.Gadījumā, ja jūs neesat pārliecināts par jebkuriem šo produktu montāžas un stiprinājumu aspektiem, lūdzu, konsultējieties ar speciālistu

SVARBU!
Jūsų plazminis TV, LCD, LED televizorius, projektorius, projektoriaus ekranas ar kita HiFi įranga turi didelę vertę.Jei varžtai yra komplekte, jie gali netikti pas Jus panaudotoms sienų, lubų ar grindų medžiagoms.Pakeiskite varžtus į tinkamus, jei reikia.Jei nesate tikras dėl bet kurio šio produkto montavimo aspekto- prašome kreiptis į profesionalus.

IMPORTANT!
Plasma, LCD, televizorul, proiectorul, ecranul de proiector sau alte echipamente HiFi reprezintă o valoare considerabilă. Dacă sunt incluse șuruburi, acestea pot să nu fie potrivite pentru materialul peretelui, tavanului sau podelei. Înlocuiți șuruburile cu altele adecvate dacă este necesar. În cazul în care nu sunteți sigur cu privire la orice aspect al montării acestui produs, vă rugăm să consultați un profesionist.

ВНИМАНИЕ!
Каким бы оборудованием HiFi вы ни пользовались, будь то плазменный, ЖК или стандартный телевизор. проектор или проекционный экран, - все они представляют значительную ценность. Не всегда крепления, прилагаемые в комплекте, подходят к материалу ваших стен, потолка или попа. При необходимости замените их на более подходящие. Если у вас есть какие-либо сомнения относительно того, как крепить данный продукт. пожалуйста, проконсультируйтесь у квалифицированного специалиста.

VIKTIGT!
Din plasmaskärm, LCD-skärm, TV, projektor, projektorskärm eller annan HiFi-utrustning representerar ett ansenligt värde. Om skruvar medföljer utrustningen är det inte säkert att de passar för materialet i väggen, taket eller golvet! Byt ut skruvarna mot lämpliga skruvar om så krävs. Kontakta en expert om du är osäker på något i samband med monteringen av produkten.

DÔLEŽITÉ!
Váš plazmový alebo LCD televízor, projektor, plátno a ďalšie elektrotechnické vybavenie je vysoko hodnotné. Pokiaľ sú súčasťou balenia produktu skrutky, skontrolujte, či sú vhodné pre upevnenie k stene, stropu alebo podlahe v mieste inštalácie. V prípade, že nebudú pribalené skrutky vyhovovať, vymeňte ich. Pokiaľ budete mať pri montáži produktu potiaže, obráťte sa na skúseného odborníka

POMEMBNO!
Vaš Plasma, LCD, TV, projektor, projekcijsko platno ali drugo HiFi oprema predstavlja pomembno vrednost. Če so vključeni vijaki ne smejo biti primerni za material svojega steno, strop ali tla. Ponovno namestite vijake z ustreznimi tiste, če je potrebno. V primeru, da ste prepričani o vseh vidikih vgradnjo tega izdelka se obrnite na strokovnjaka.

ÖNEMLI!
Plazma, LCD, TV, Projektör, Projektör Ekranınız veya diğer HiFi cihazınız son derece değerlidir. Birlikte verilen vidalar duvar, tavan veya döşeme teçhizatınıza uygun olmayabilir. Gerektiğinde vidaları uygun olanlarla değiştirin. Bu ürünün monte şekilleri ile ilgili sorunlarınız olması halinde bir uzmandan yardım alın.

重要的
您的等离子电视、液晶电视、电视、投影仪、投影屏幕或其他高保真设备价值不菲。此产品配备的螺丝，有可能不适用于您的墙壁、天花板或地板材料。请视实际需要更换，使用合适的螺丝。如果您对安装本产品有任何不确认的地方，请咨询专业人士。

WARNING

WARNING!
Always check the depth of the holes before starting an installation.

ADVARSEL!
Kontroller altid hullernes dybde, før du går i gang med en installation.

WARNUNG!
Vor Beginn des Einbaus immer die Tiefe der Bohrungen überprüfen.

ΠΡΟΕΙΔΟΠΟΙΗΣΗ!
Ελέγχετε πάντα το βάθος των οπών πριν ξεκινήσετε την εγκατάσταση.

¡AVISO!
Controle siempre la profundidad de los agujeros antes de iniciar una instalación.

VAROITUS!
Selvitä reikien syvyys ennen asentamisen aloittamista.

ATTENTION!
Vérifiez toujours la profondeur des trous avant de commencer une installation.

ATTENZIONE!
Verificare sempre la profondità dei fori prima di iniziare l'installazione.

VAROVÁNI!
Před zahájením instalace vždy zkontrolujte hloubku otvorů.

ADVARSEL!
Sjekk alltid hvor dype hullene er før du begynner å montere.

OSTRZEŻENIE!
Przed rozpoczęciem montażu należy zawsze sprawdzić głębokość otworów.

ПРЕДУПРЕЖДЕНИЕ!
Всегда проверяйте глубину отверстий перед началом установки.

VARNING!
Kontrollera alltid hålens djup innan en installation påbörjas.

UYARI!
Kuruluma başlamadan önce daima deliklerin derinliğini kontrol edin.

警告
在开始安装之前，请务必检查孔的深度。

تحذير
تحقق دائمًا من عمق الثقوب قبل البدء في التثبيت.

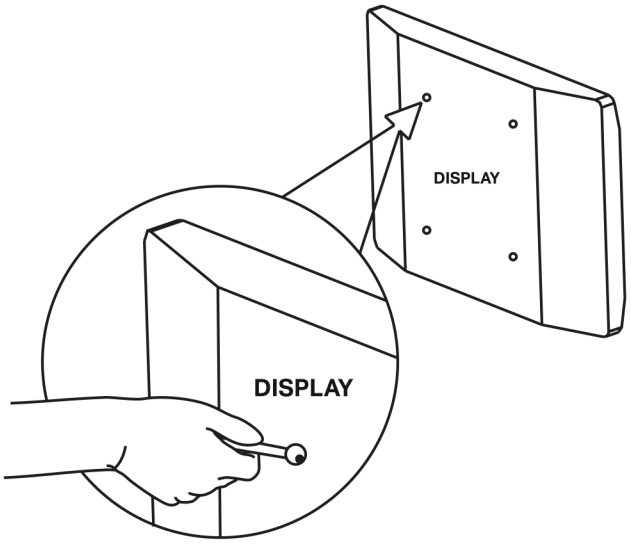

WARRANTY CARD

www.multibrackets.com

MULTIBRACKETS™ Limited Warranty
Multibrackets warrants its products to be free of defects in material and workmanship for the product's Warranty Period. The Warranty Period commences on the original purchase date of the product.

All Multibrackets products are covered by a limited product warranty:

- Five (5) years for metal video monitor mounts; all racks and non-electrical rack accessories.
- Two (2) years for gaslifts and sit-stand workstations.
- One (1) year for all motorized and/or automated products, plastic speaker mounts; all speaker stands; all furniture; all wood (MDF) accessories.

For warranty claims made during the Warranty Period, MULTIBRACKETS™ will replace any defective product part free of charge. Should a part on your Multibrackets product fail, please create an RMA case on www.multibrackets.com/support to make a warranty claim. We will await your documentation and then discuss the problem with you and once we confirm the product is under warranty, we will ship replacement parts to you. This Limited Warranty does not cover the costs of removing and replacing defective parts from your Multibrackets product. So, if your problem requires a repair technician, you must pay any labor charges.

This Limited Warranty extends only to the original purchaser of the product and is automatically void if your Multibrackets product is modified in anyway, improperly installed, taxed beyond its stated weight capacity or otherwise misused or abused.

All Multibrackets products are intended for indoor use only and any outdoor use voids this Limited Warranty. The Limited Warranty for wall and ceiling mounts is void if the mount is moved from its initial installation. To the maximum extent permitted by applicable law, Multibrackets disclaims any other warranties, express or implied, including warranties of fitness for a particular purpose and warranties of merchantability. Multibrackets will not be lilable for any damages whatsoever arising out of the use or inability to use its products, even if Multibrackets has been advised of the possibility of such damages. To the maximum extent permitted by applicable law, Multibrackets disclaims any responsibility for incidental or consequential damages.

Multibrackets™ Stockholm, Sweden 2025
www.multibrackets.com

Multibrackets Online Users Manual
The content of this manual is subject to change without further notice.
The latest version of this manual can be found online under the product name on the website: **www.multibrackets.com**

CAUTION

Two persons recommended to install this product



Multibrackets® Europe AB
Sveavägen 140, SE-113 50 Stockholm, Sweden.

Parts

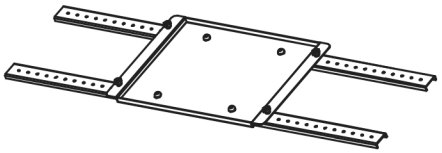

1PCS

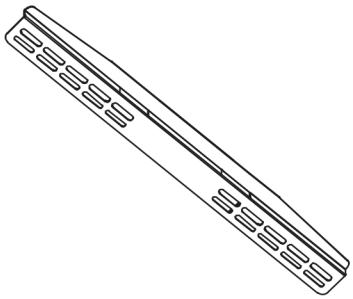

2PCS

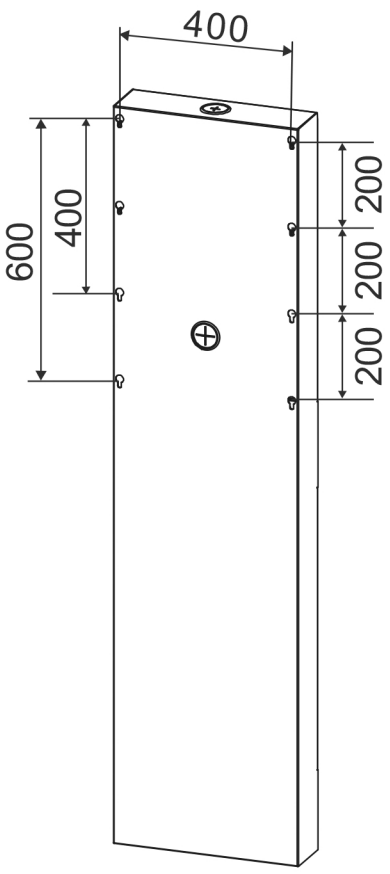

1PCS

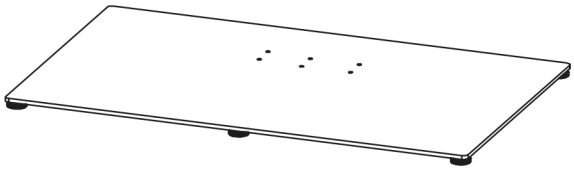

1PCS

A

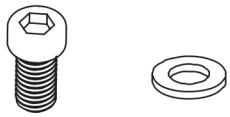

M8X35 6PCS — M8 6PCS

B



6mm 1PCS — 5mm 1PCS — 4mm 1PCS

C



M8X25 4PCS — M6X25 4PCS — M5X15 4PCS

D



M8 4PCS — M6 4PCS — M5 4PCS

E

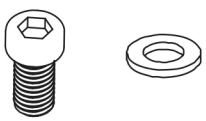

M6X15 4PCS — M6 4PCS

F



14mm 1PCS

G

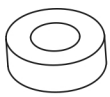

4PCS

H

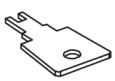

2PCS

Installation

1

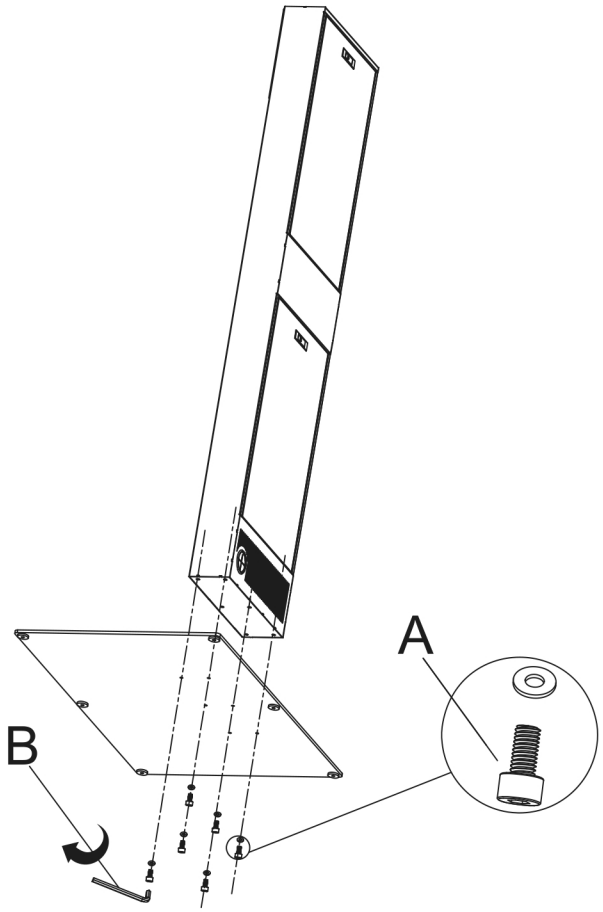

2

Open the Back Door

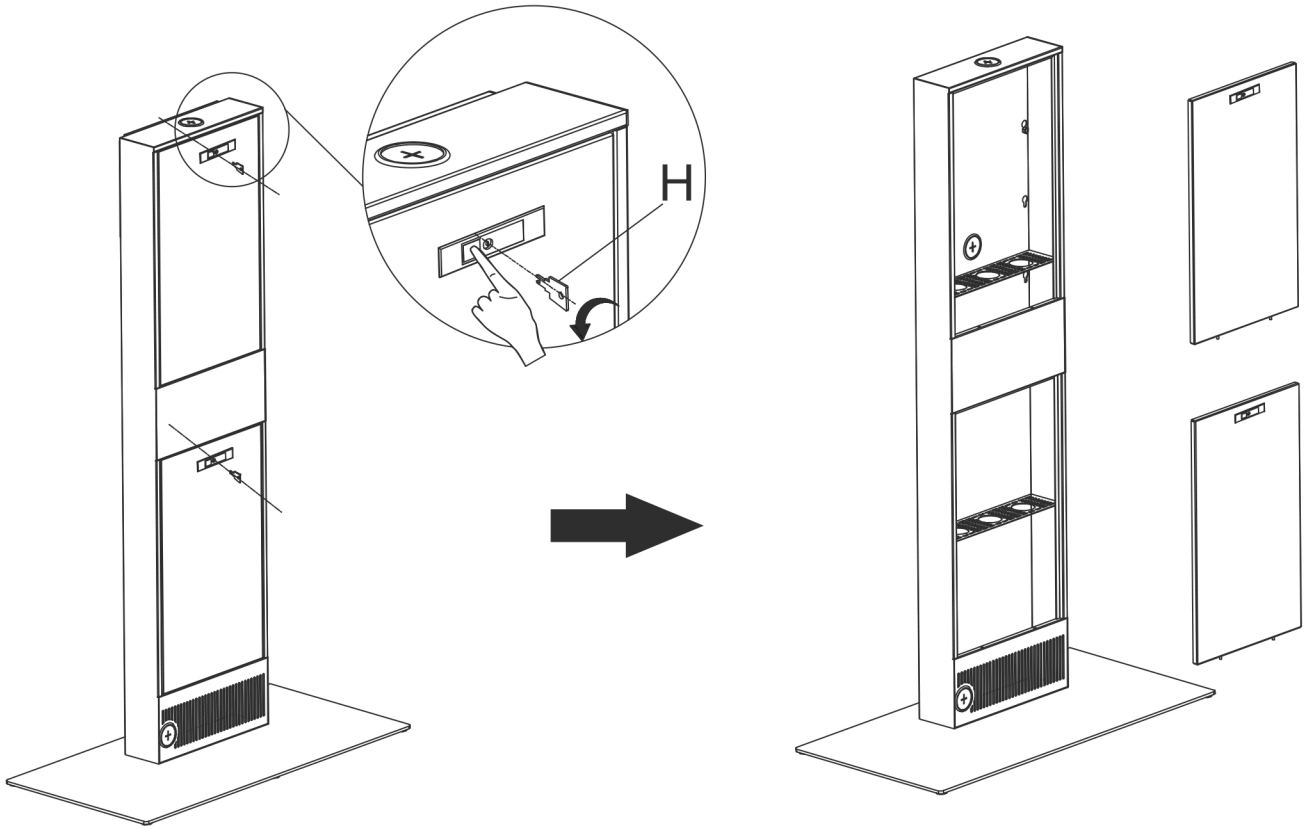

3A

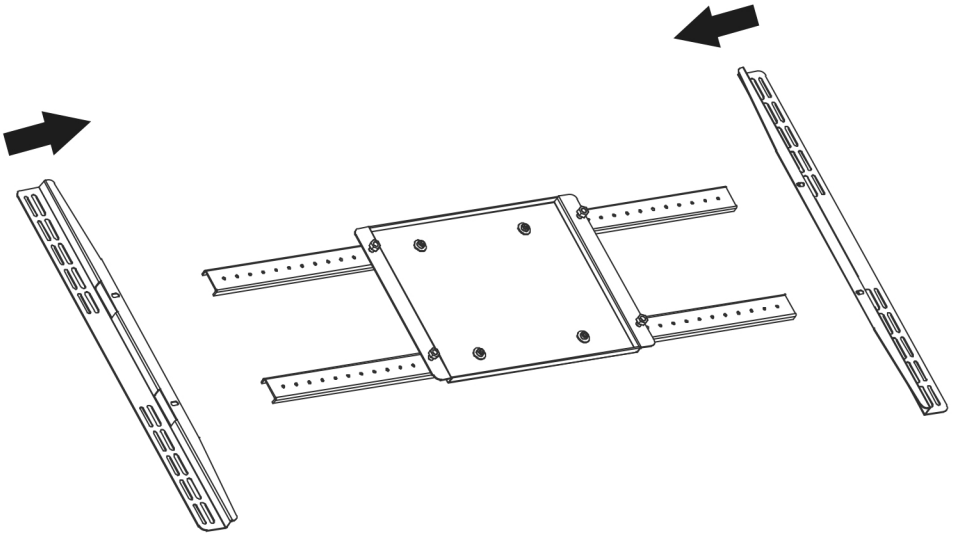

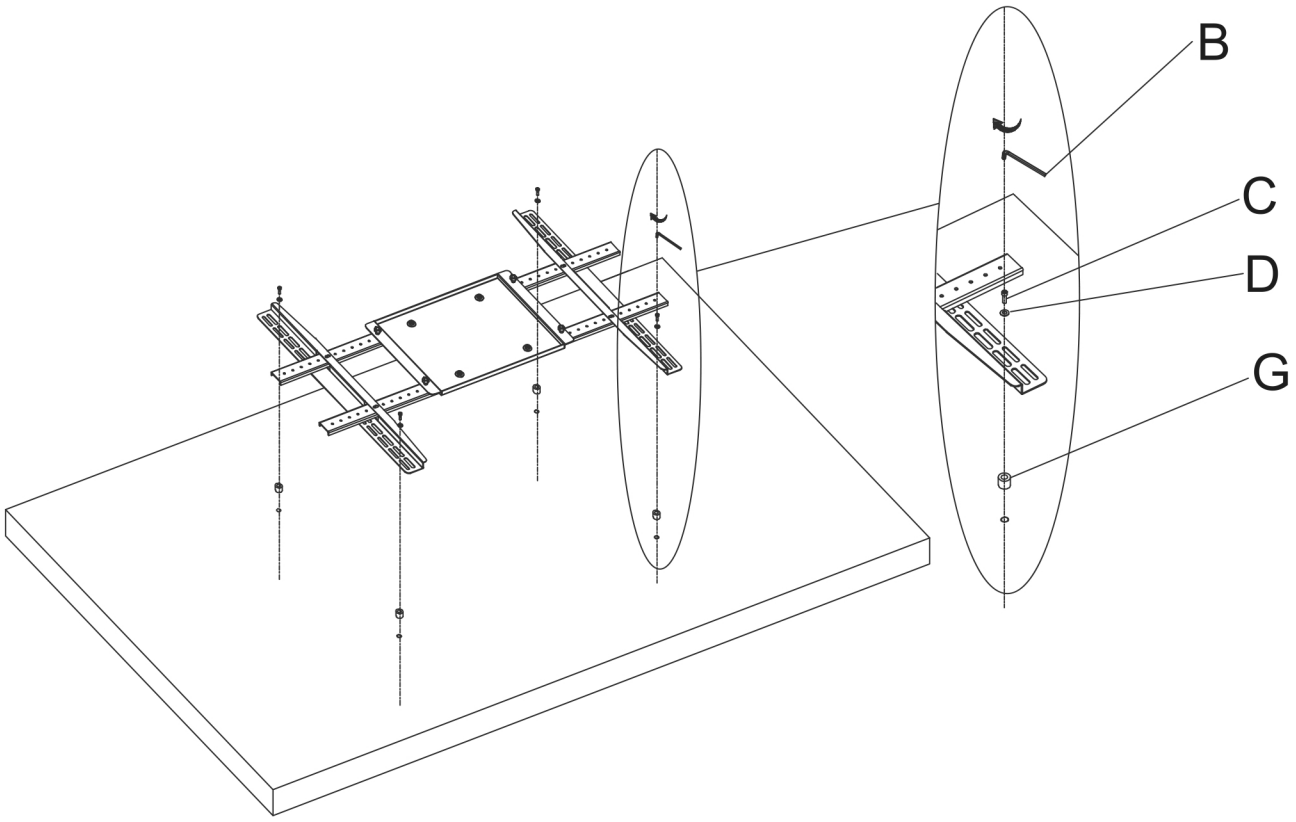

4A

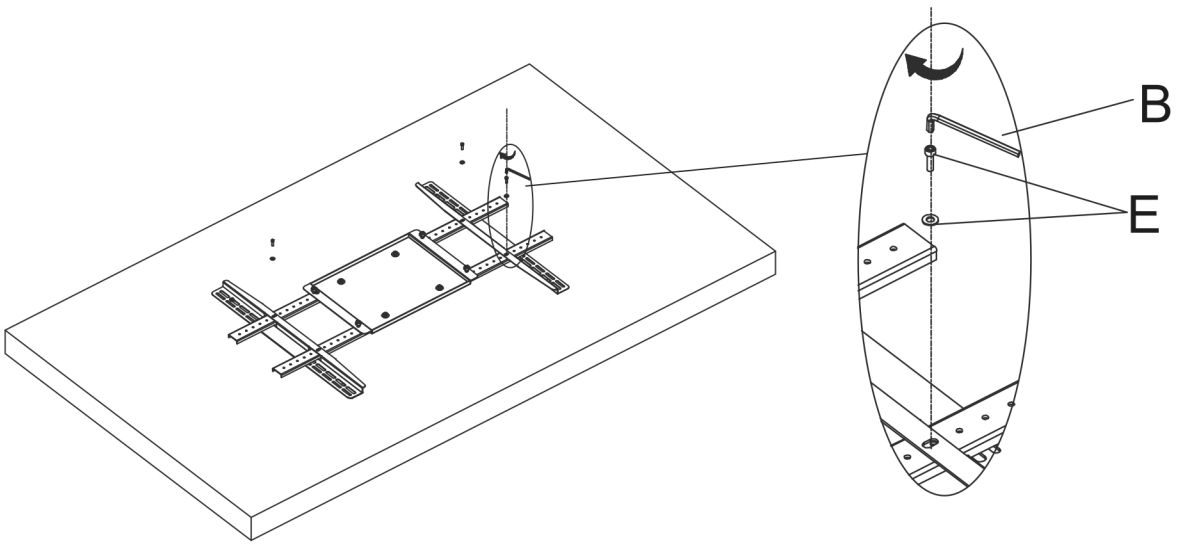

5A

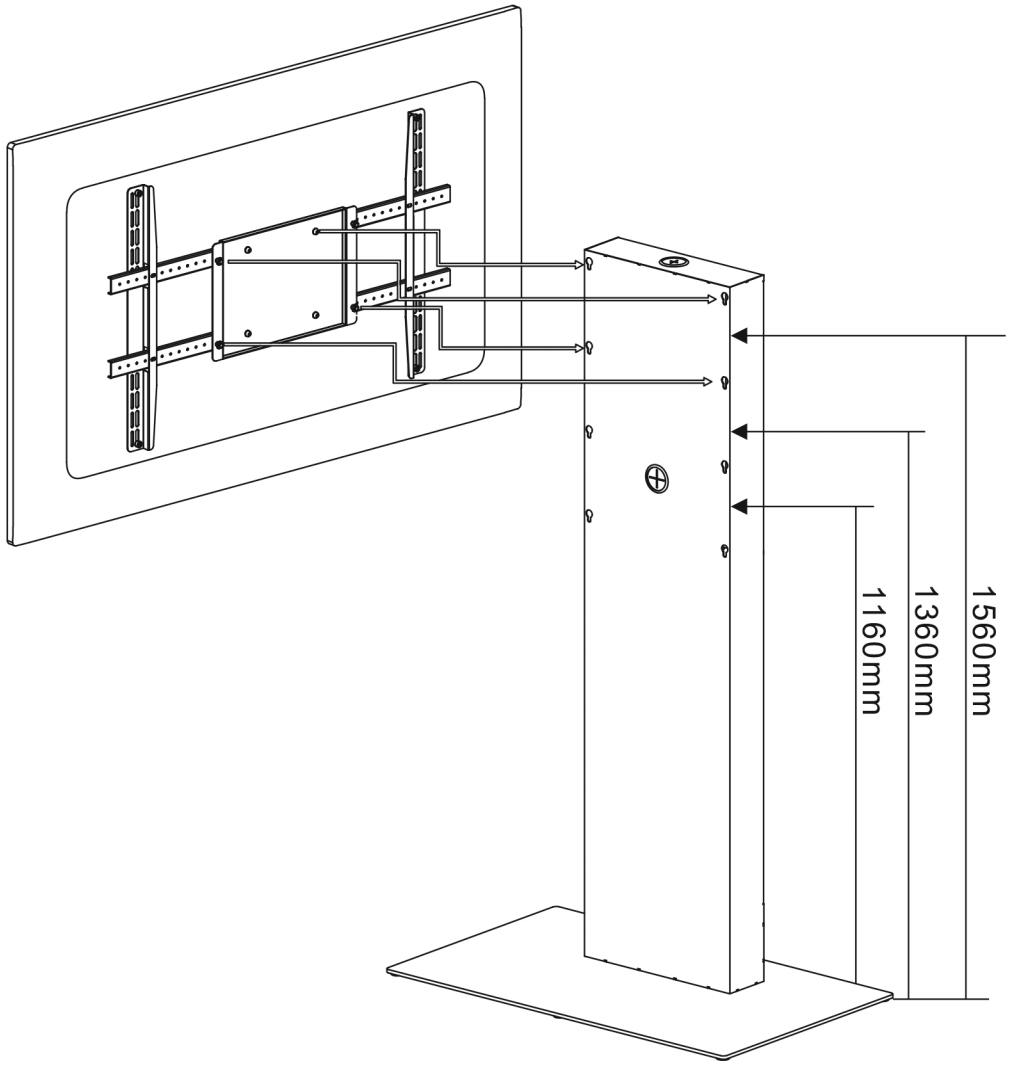

6A

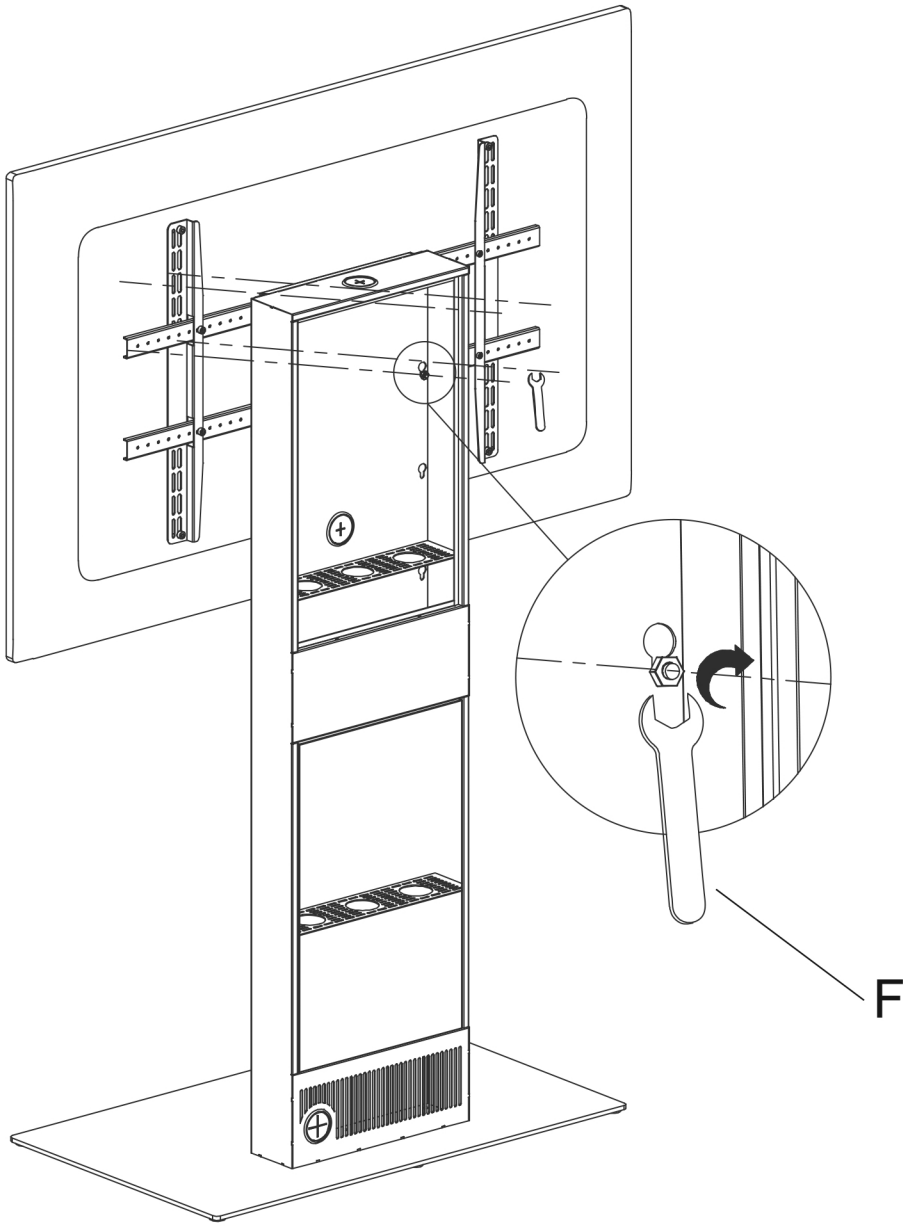

7A

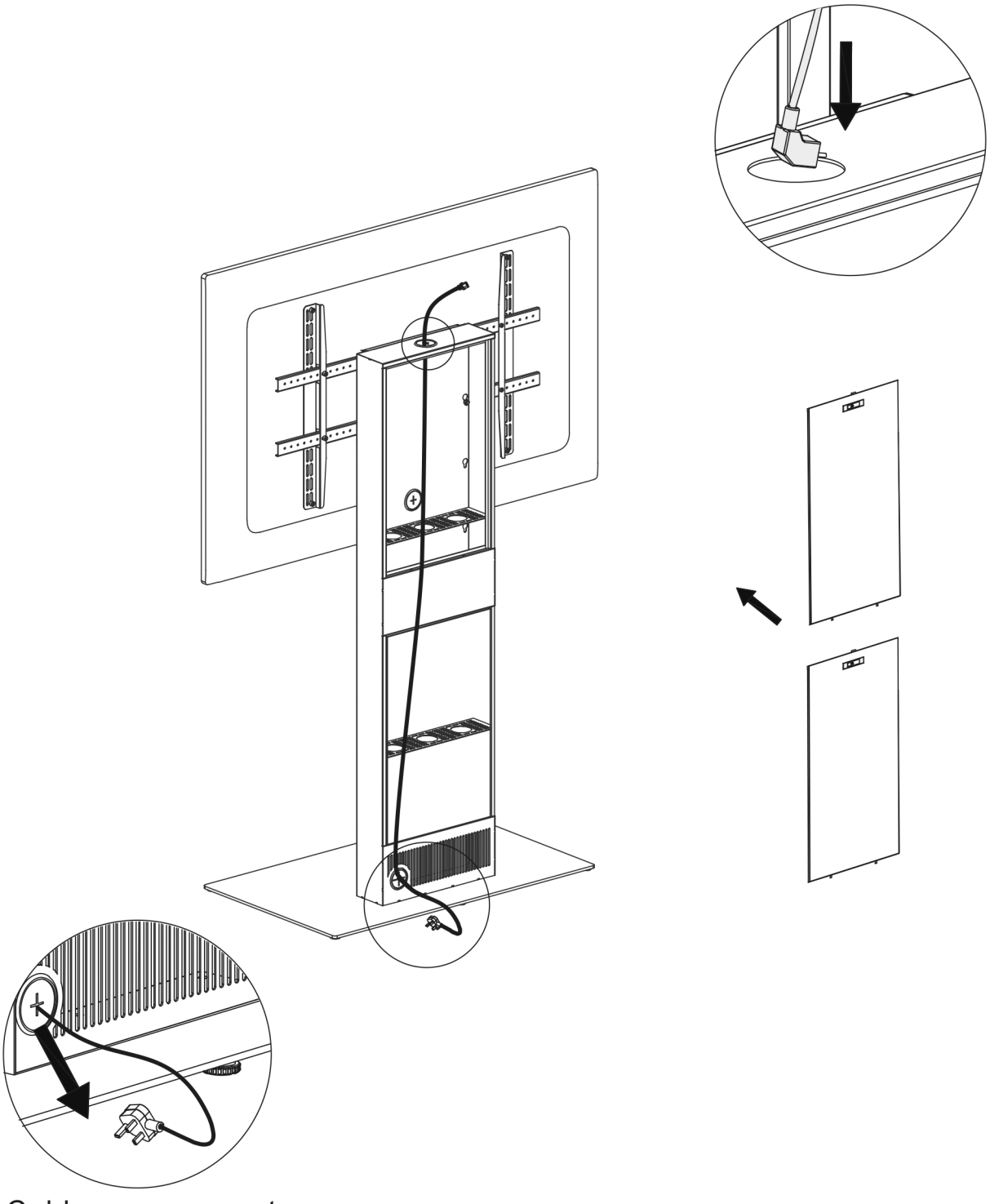

Cable management

8A

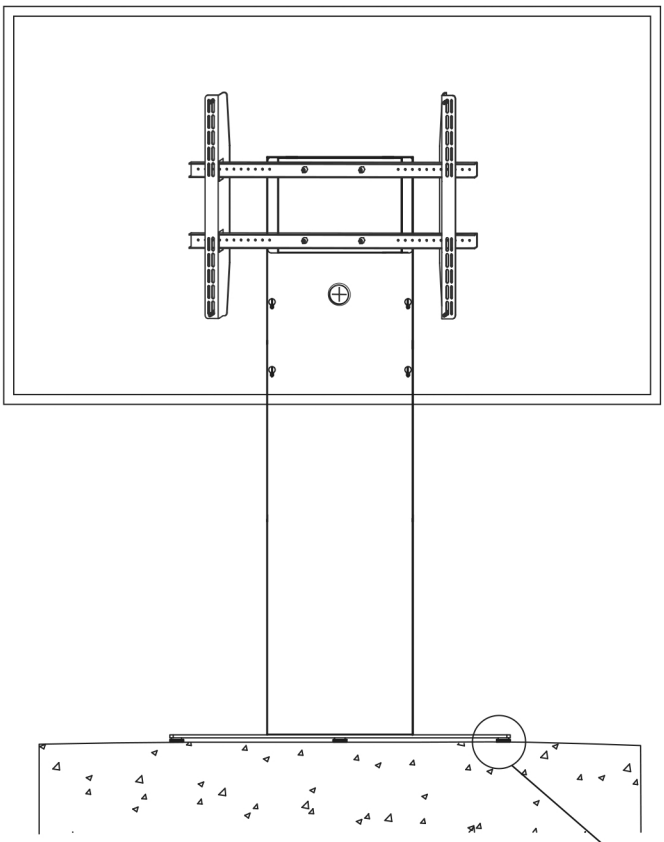

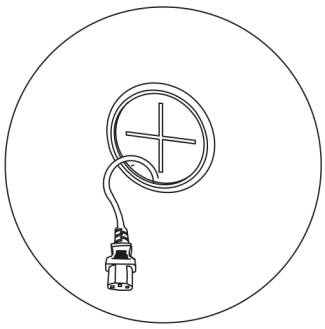

Cable management

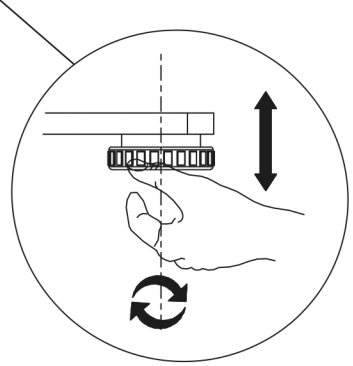

Adjustable Feet on the Bottom of Base

1B

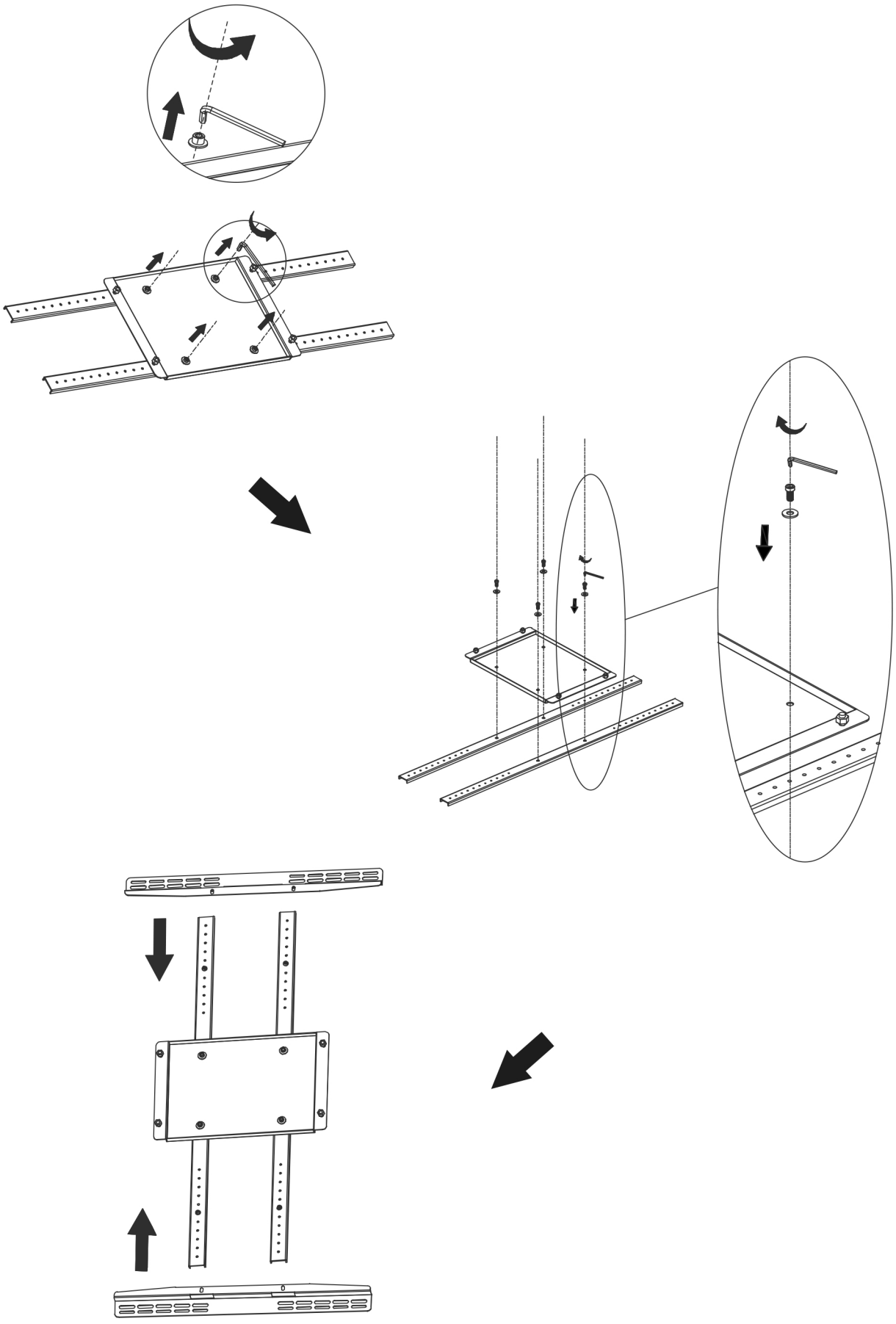

2B

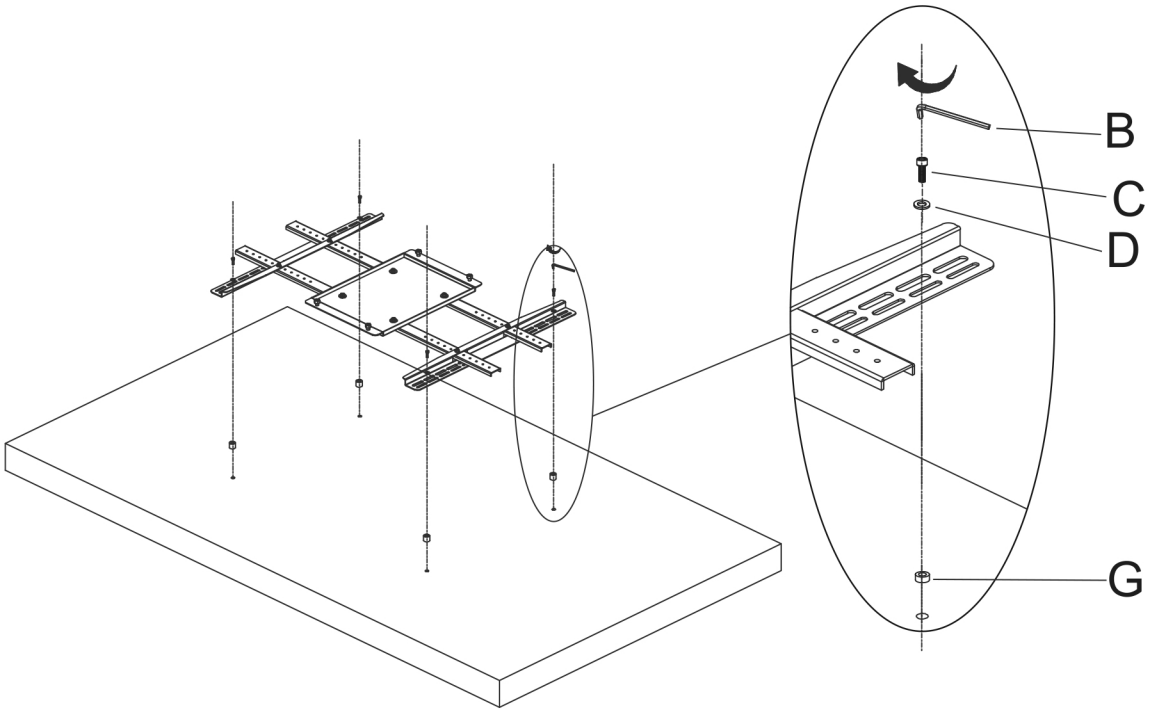

3B

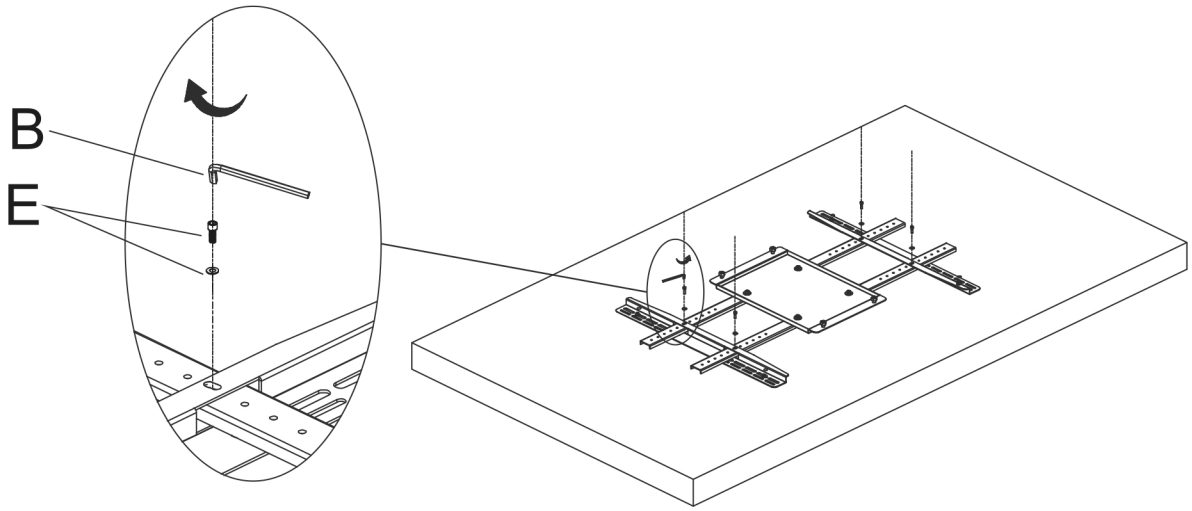

4B

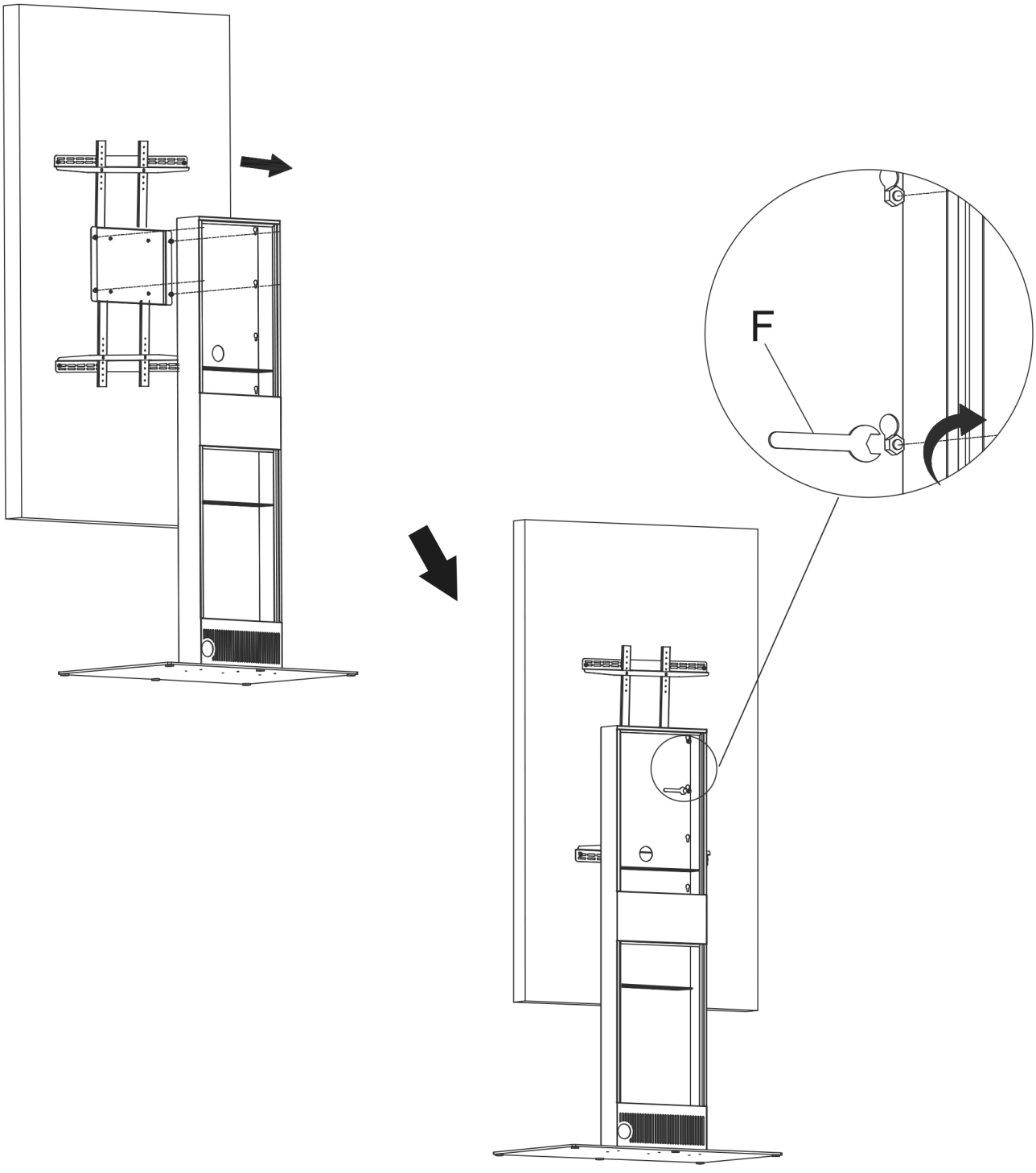

5B

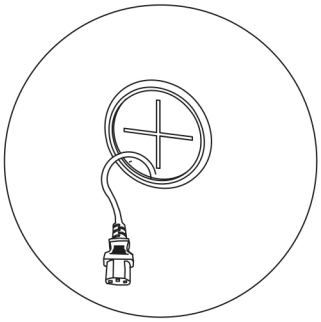

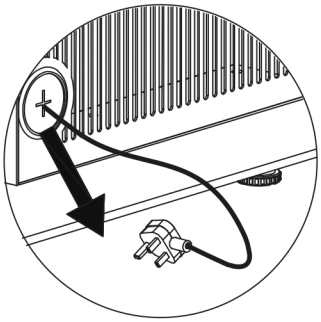

Cable management

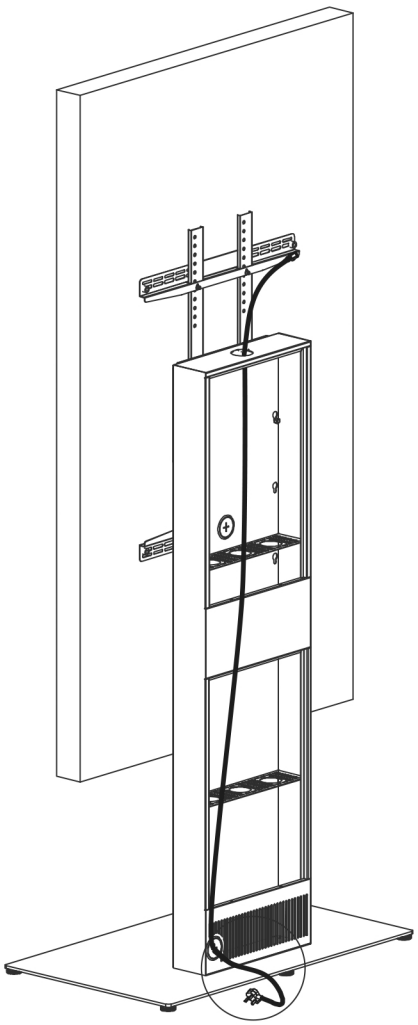

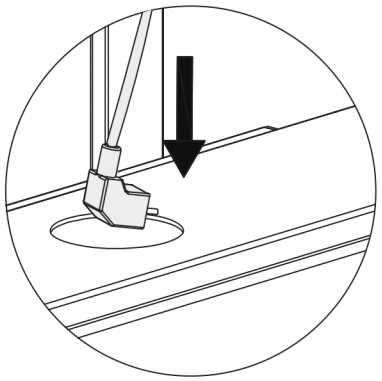

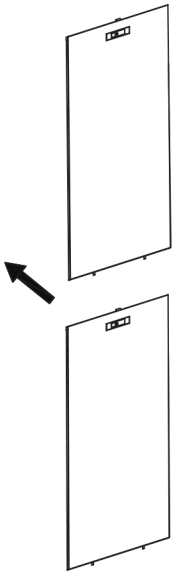

6B

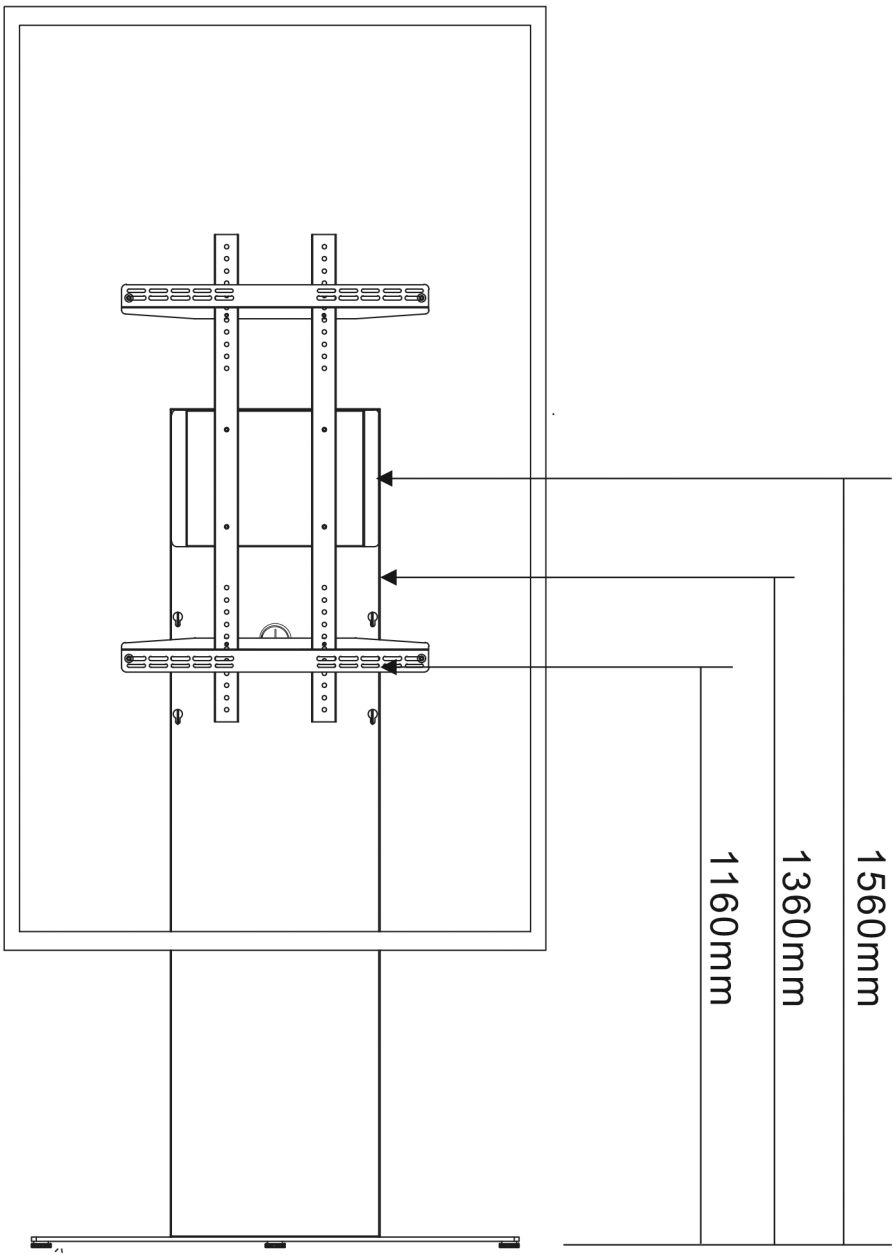

7B

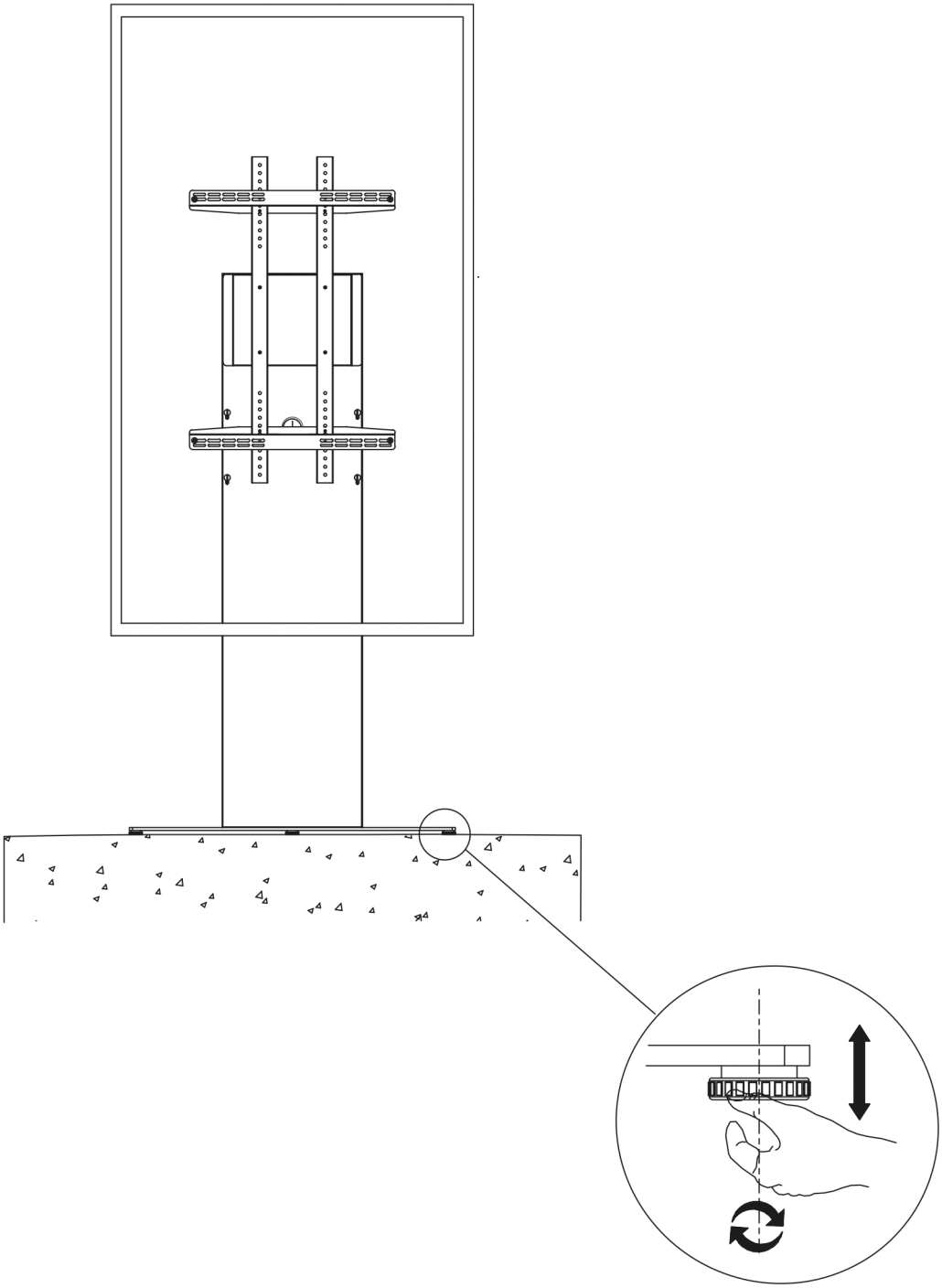

Adjustable Feet on the Bottom of Base

1C

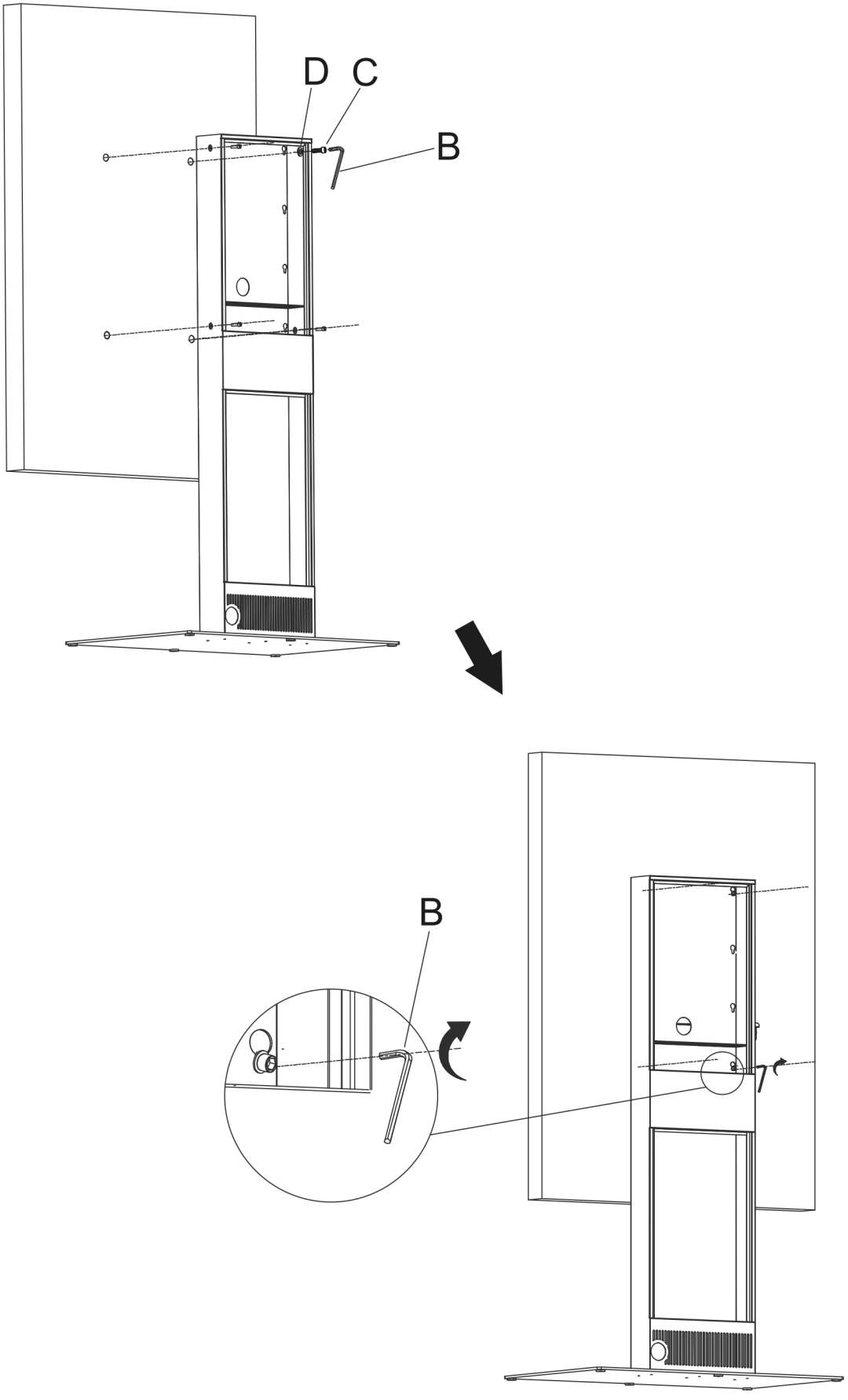

2C

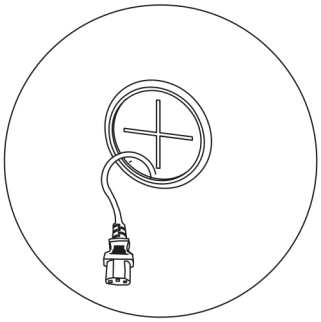

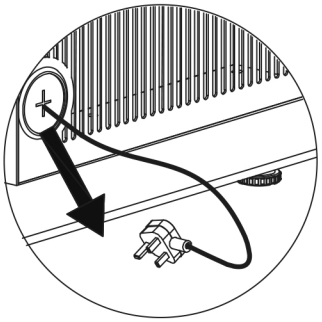

Cable management

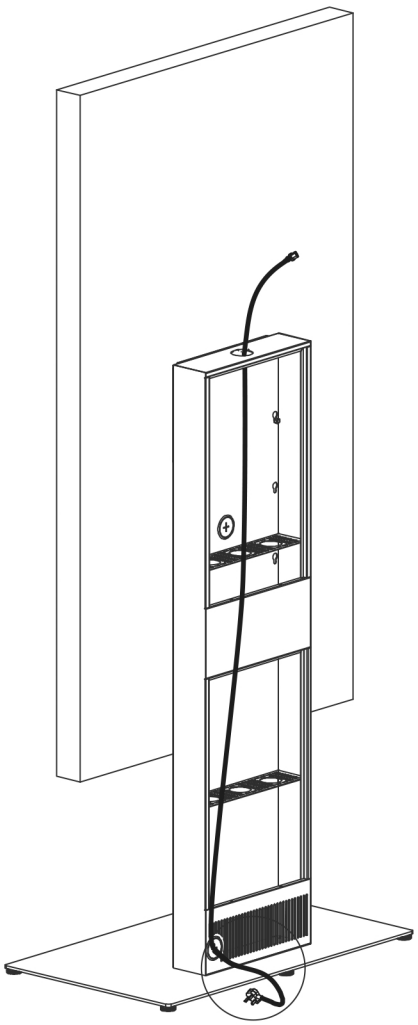

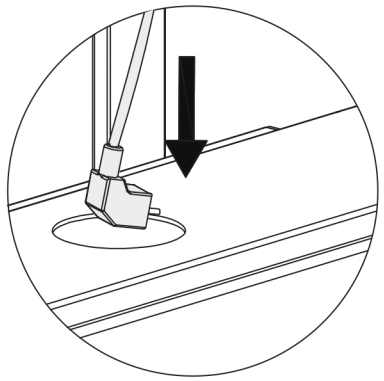

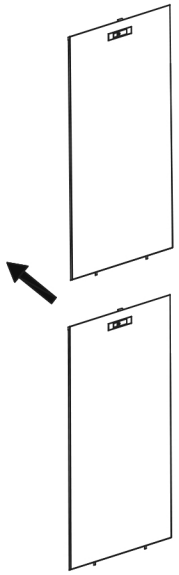

3C

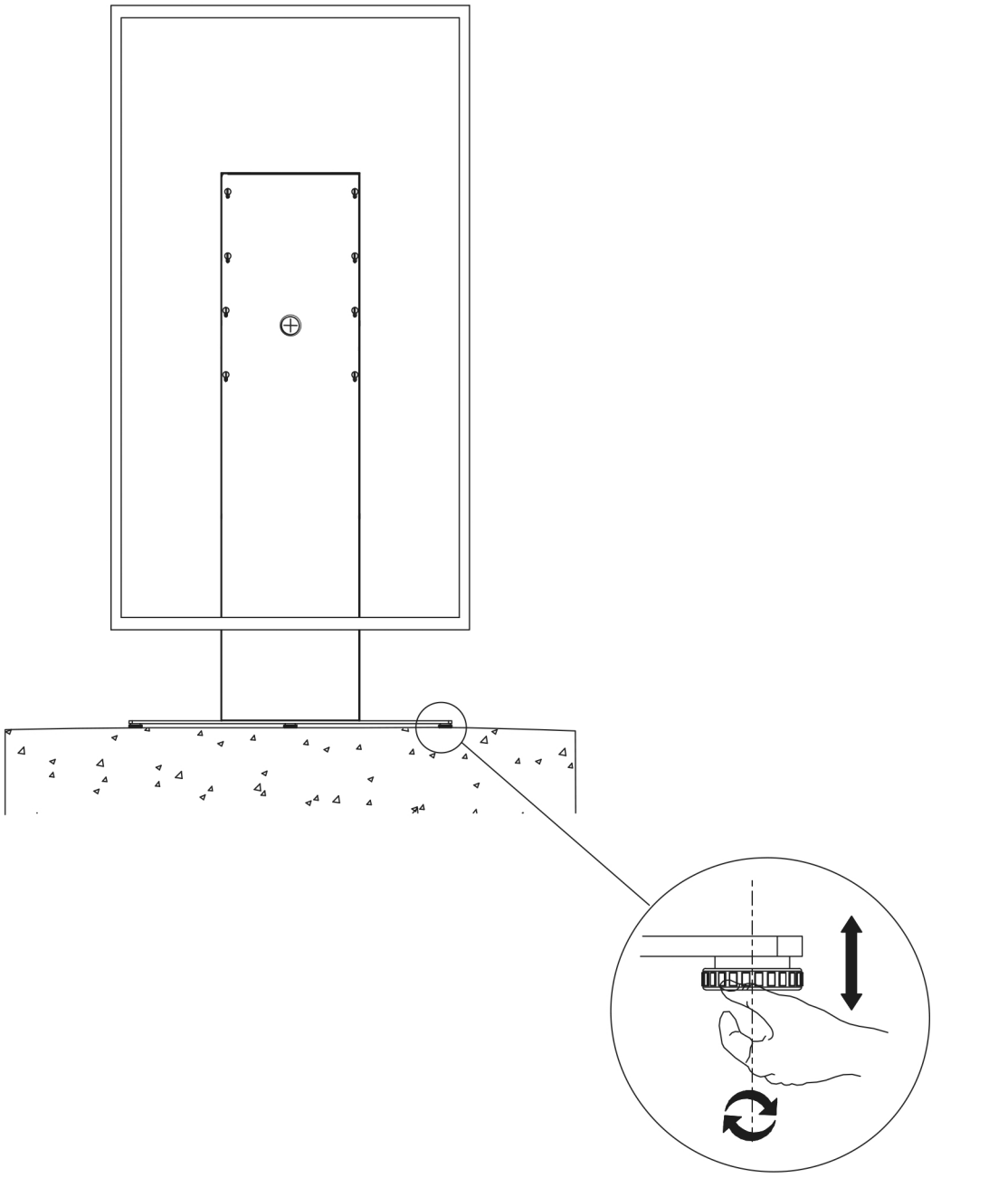

Adjustable Feet on the Bottom of Base

MULTIBRACKETS

Technical Summary

M Pro Series Enclosure 86" Wall Large

EAN: 7350105211300
7350105211317

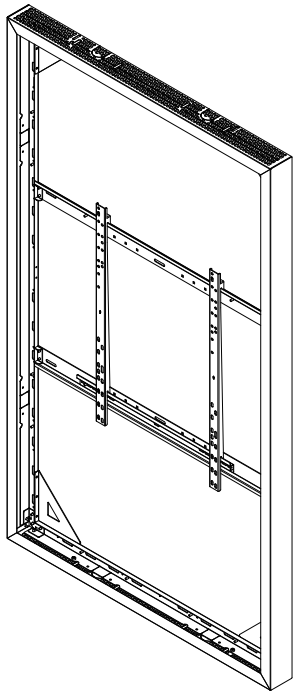

Scan for info!

EAN:7350105211317 EAN: 7350105211300

PRODUCT DIMENSIONS

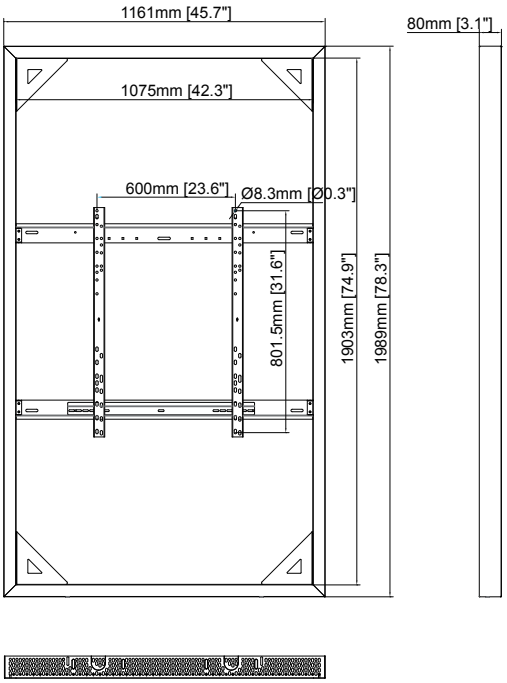

COMPONENT CHECKLIST

A1	A2	A3	A4	A5	A6	A7
M6X15	M8X15	Ø16xØ6.2x1.5	M6	Ø13xØ8.2x5.0	M6	M6x25
X4	X4	X4	X4	X12	X4	X4

X1

B1	B2	B3	B4	B5	B6
Lag bolt	Ø16xØ8.2x1.5	Anchor		4mm	
X8	X8	X8	X1	X1	X1

X1

C1	C2	C3	C4		C5		C6
M6X12	M6	M6	M5X8	M5	M6X35	M8X35	Ø14xØ8.2x20
X4	X20	X8	X16	X16	X4	X4	X4

X1

D1	D2	D3	D4	D5	D6	D7	D8	D9	D10
	L=1985mm	L=1158mm	L=1071mm	L=1980mm	L=1121mm	L=1072mm			
X2	X2	X1	X2	X2	X2	X2	X1	X4	X4

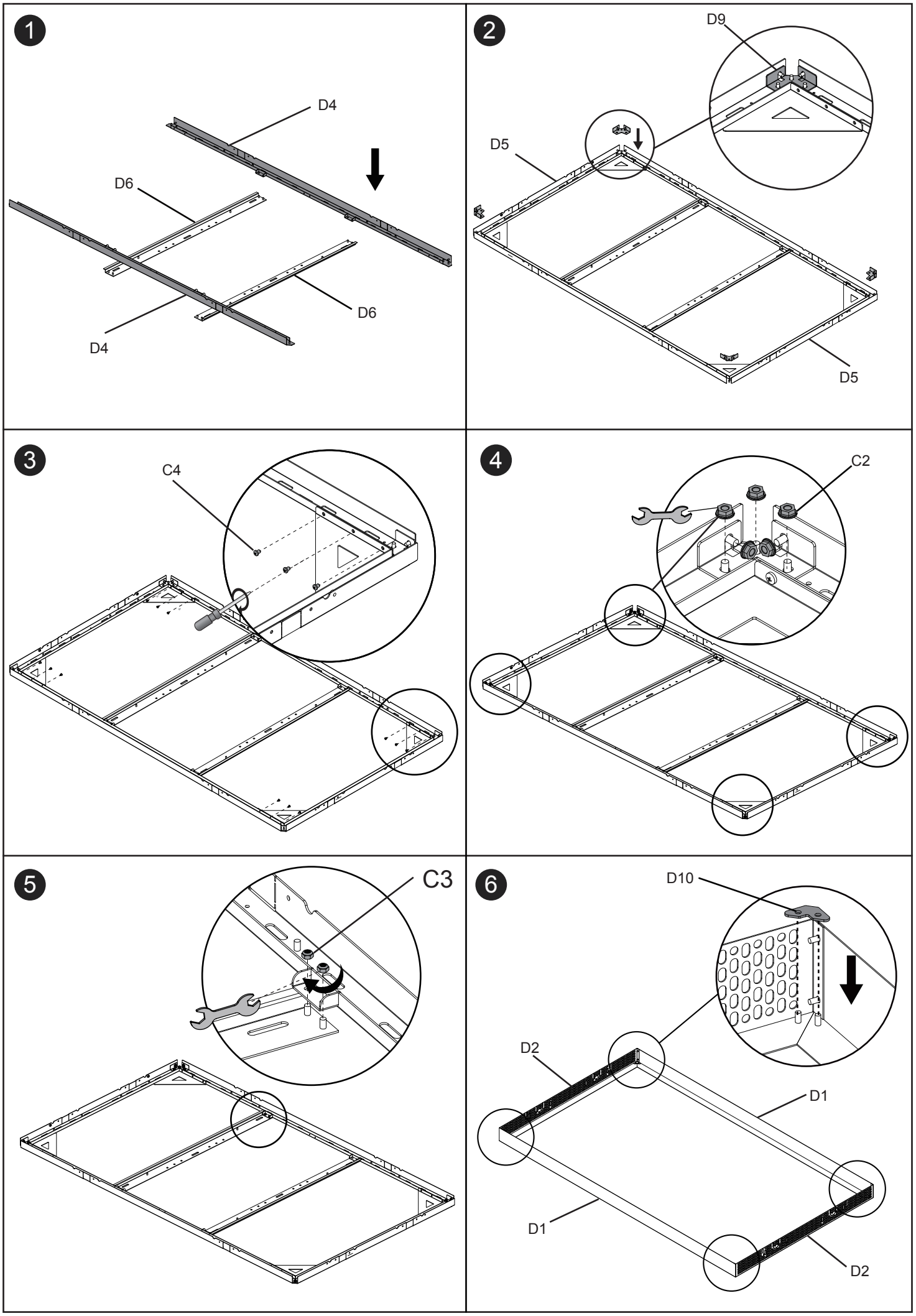
1
D4
D6
D6
D4
2
D9
D5
D5
3
C4
4
C2
5
C3
6
D10
D2
D1
D1
D2

7

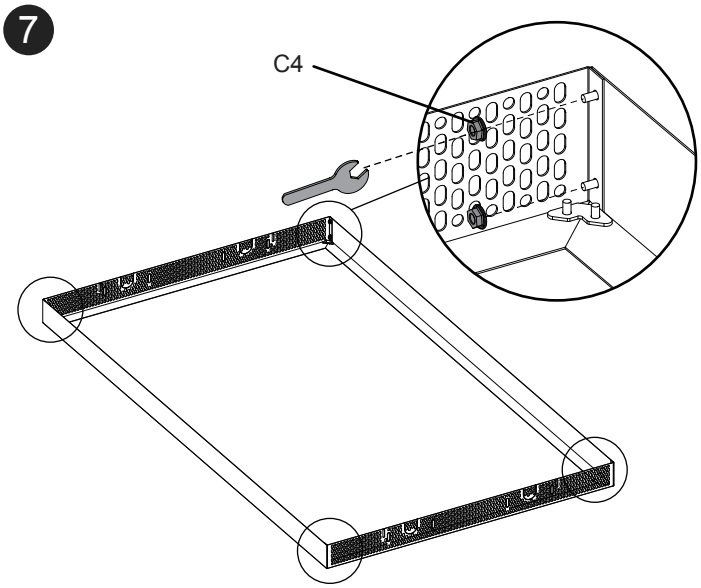

8

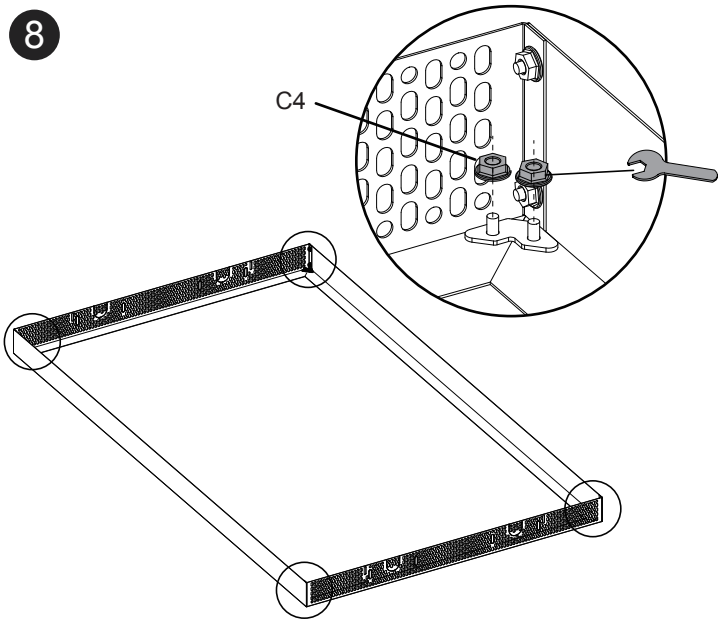

9

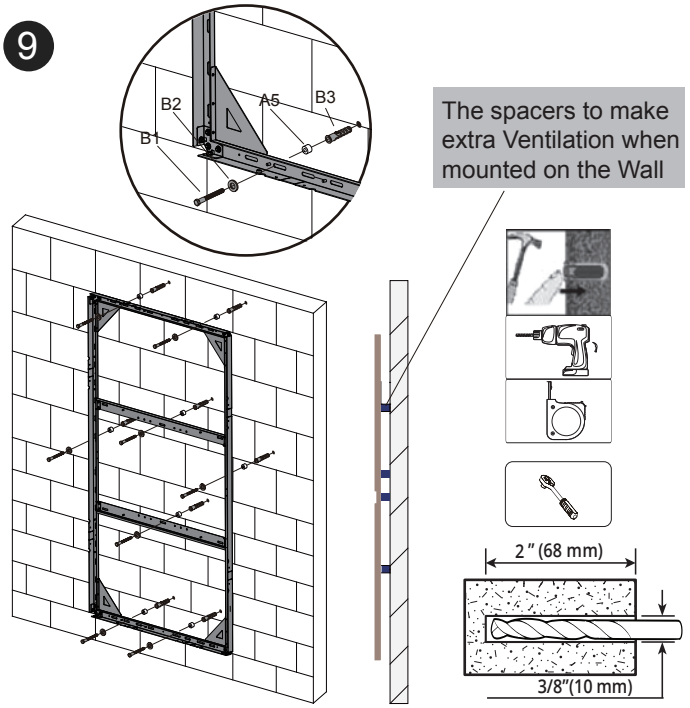

10

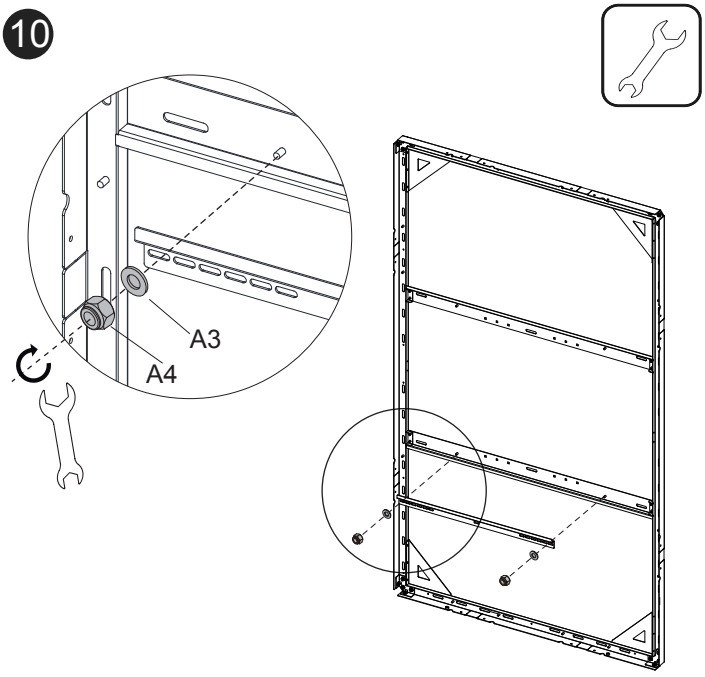

11

Optional installation

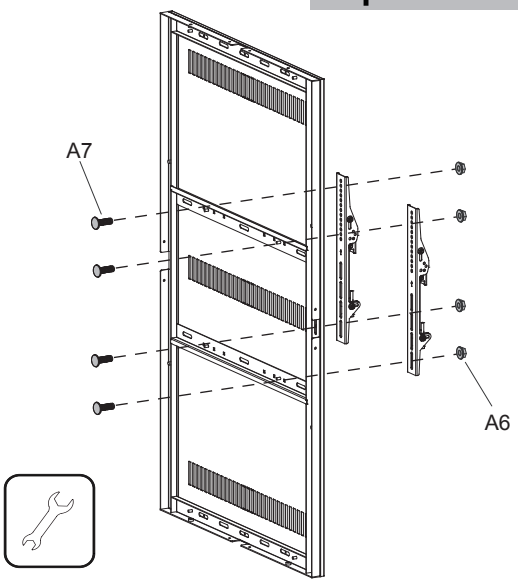

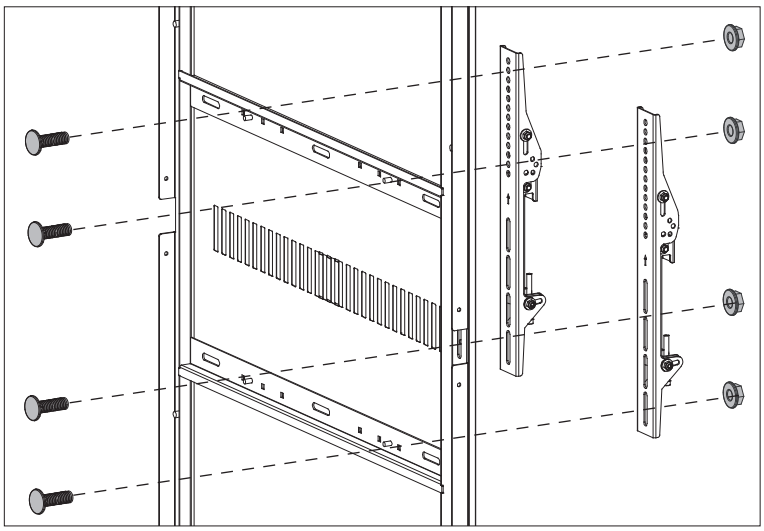

12 LG TV

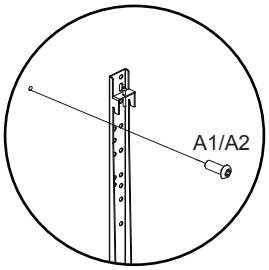

or

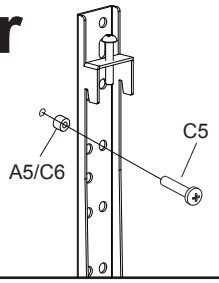

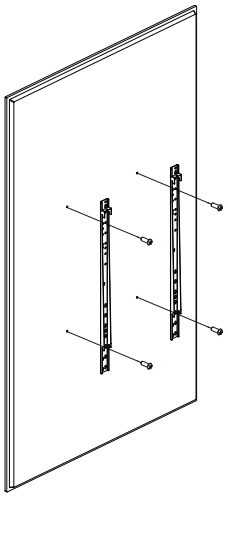

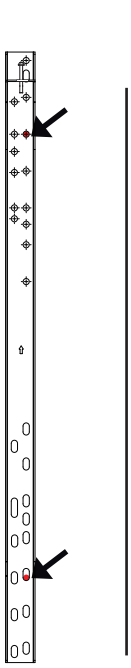

13

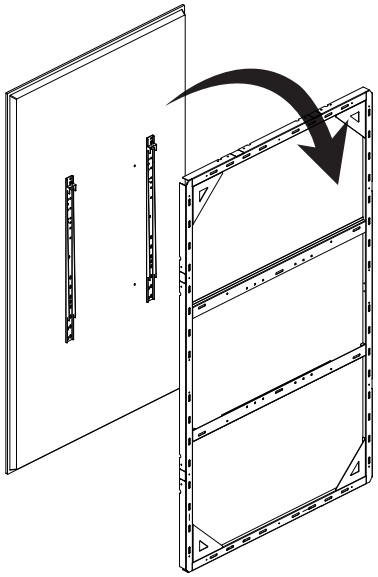

14

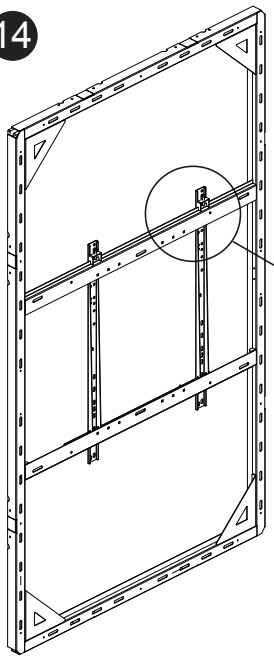

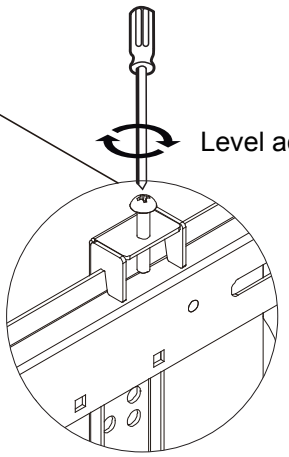

15

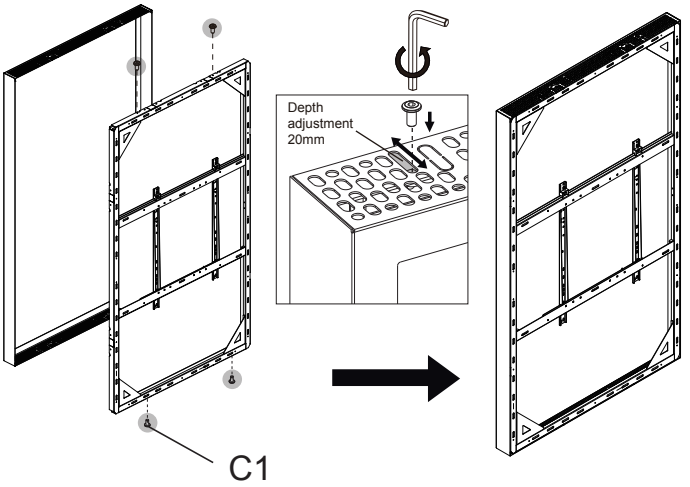

16

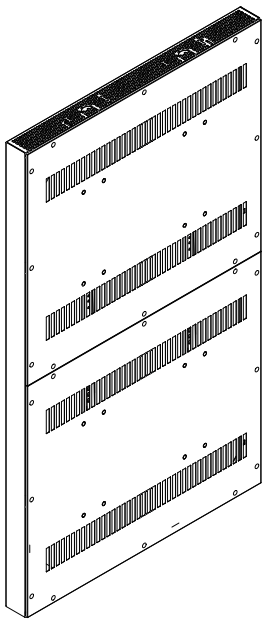

Optional installation

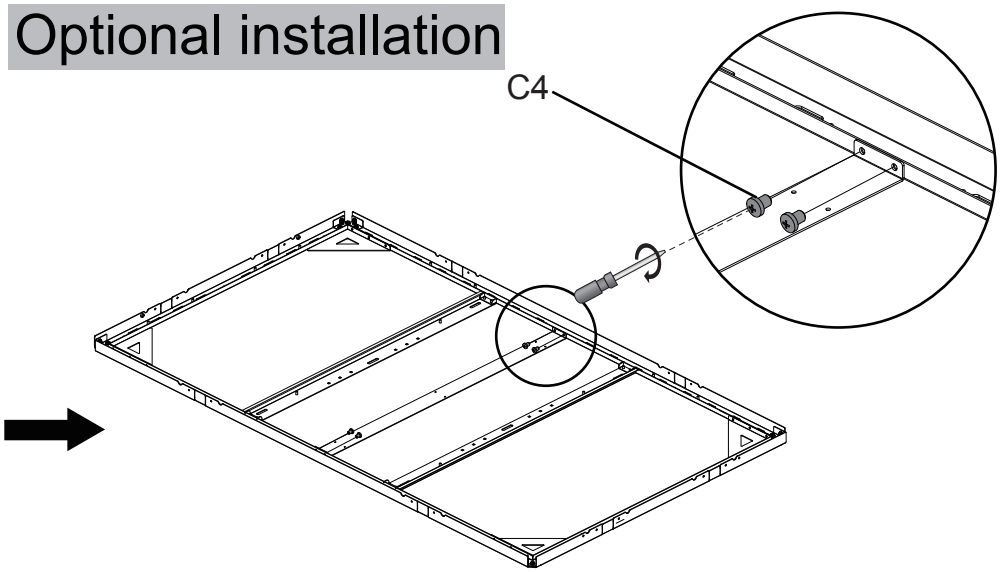

Landscape（B）

1

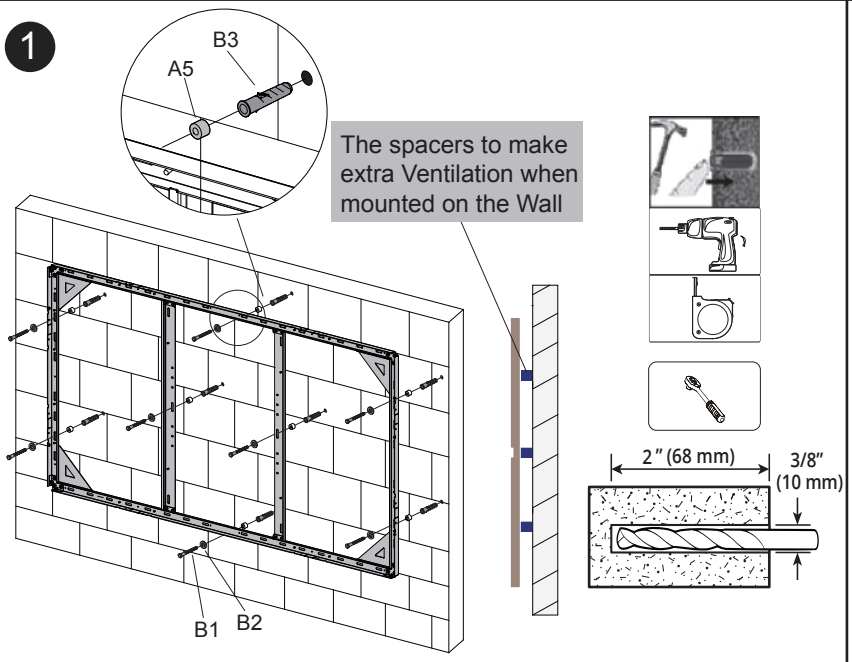

2

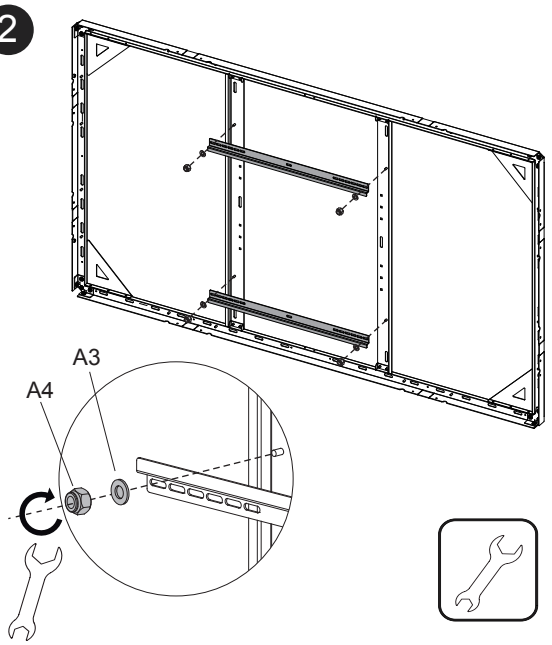

3 LG TV

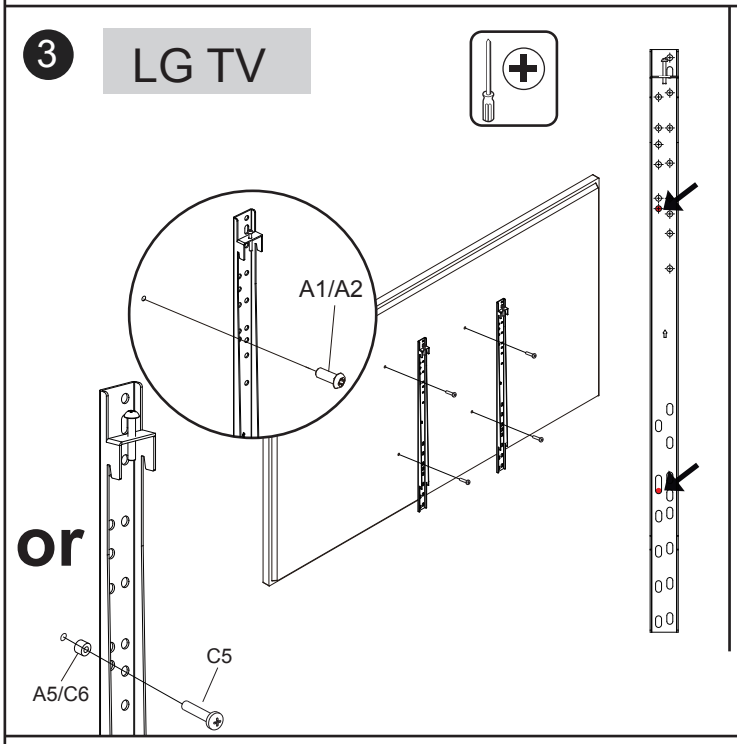

4

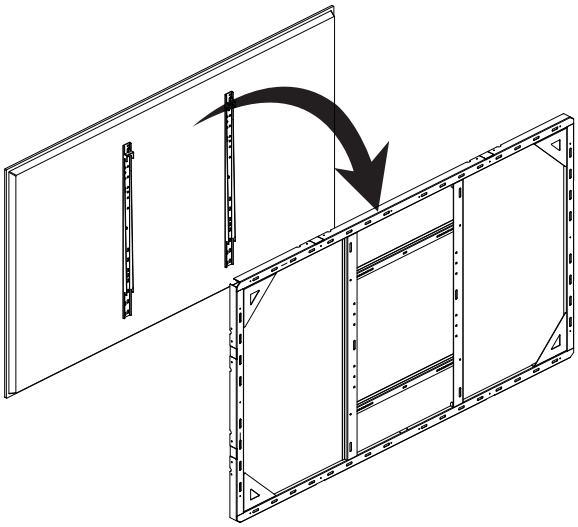

5

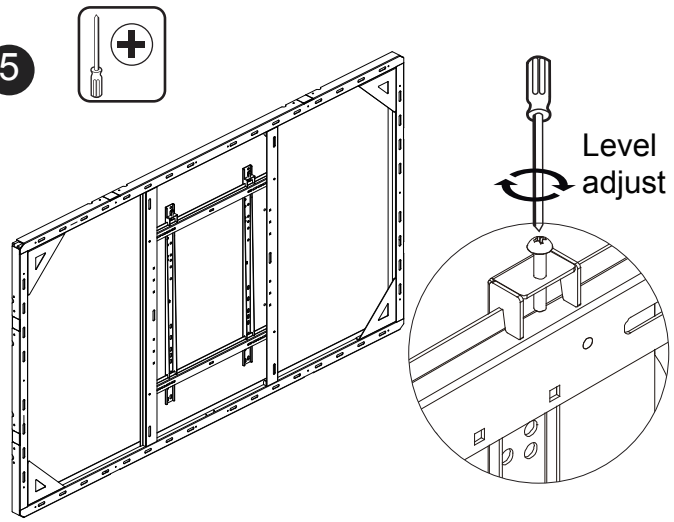

6

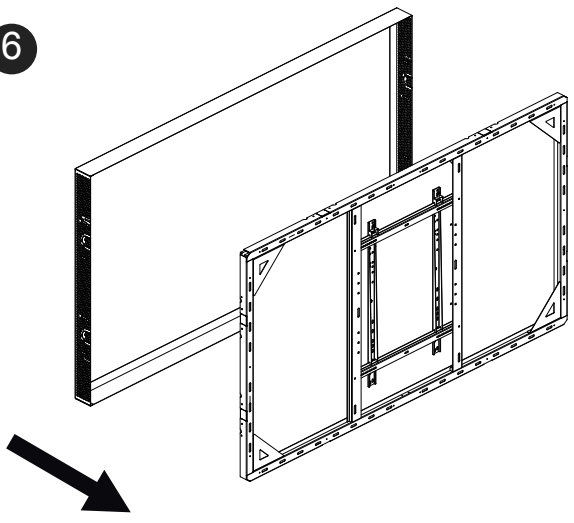

7

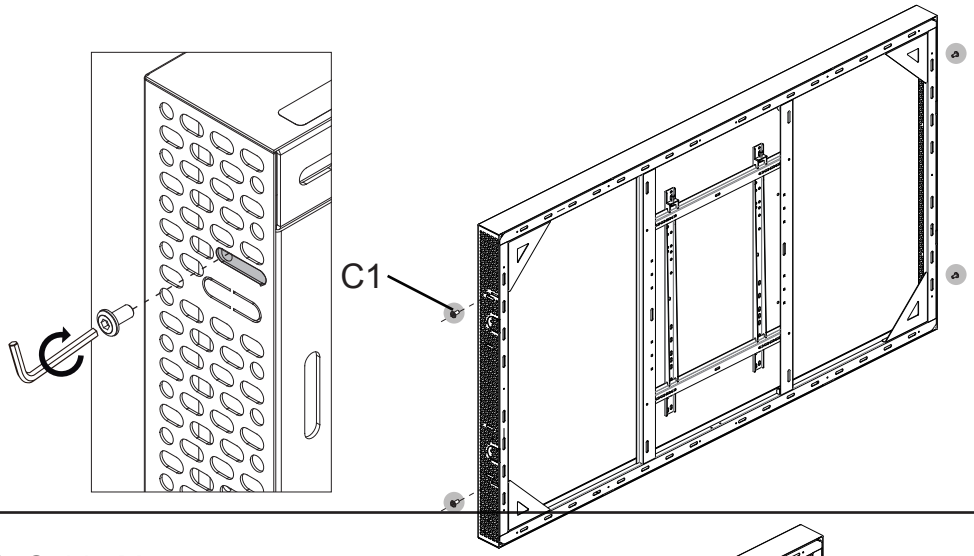



8 Cable Management

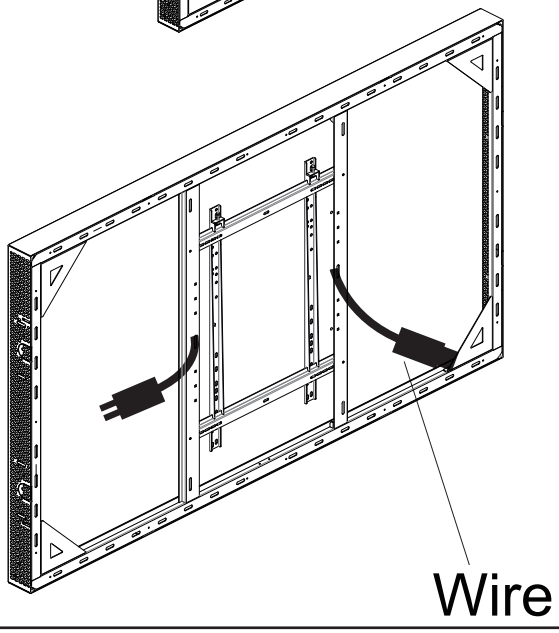

9

Optional installation

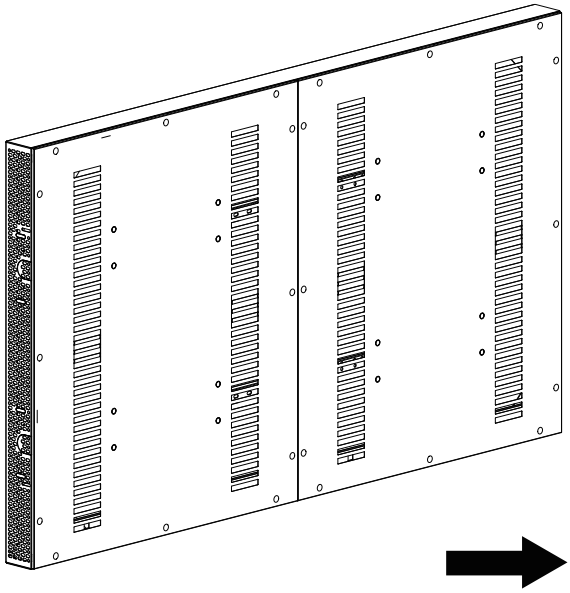

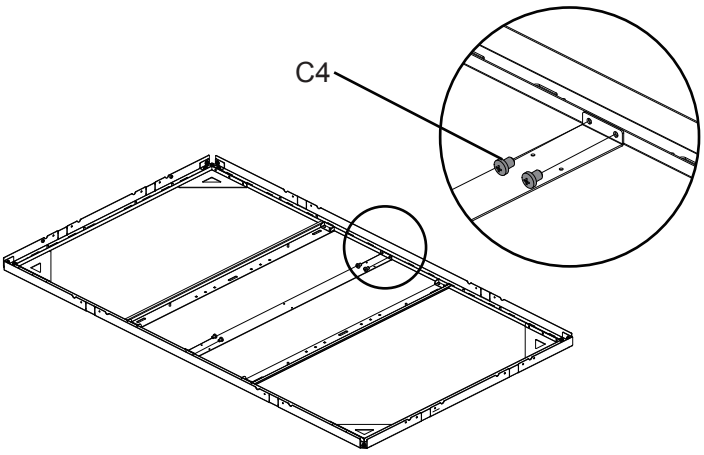

MULTIBRACKETS

Technical Summary

M Pro Series Enclosure 86" Back Plate Large

EAN: 7350105211331
7350105211324

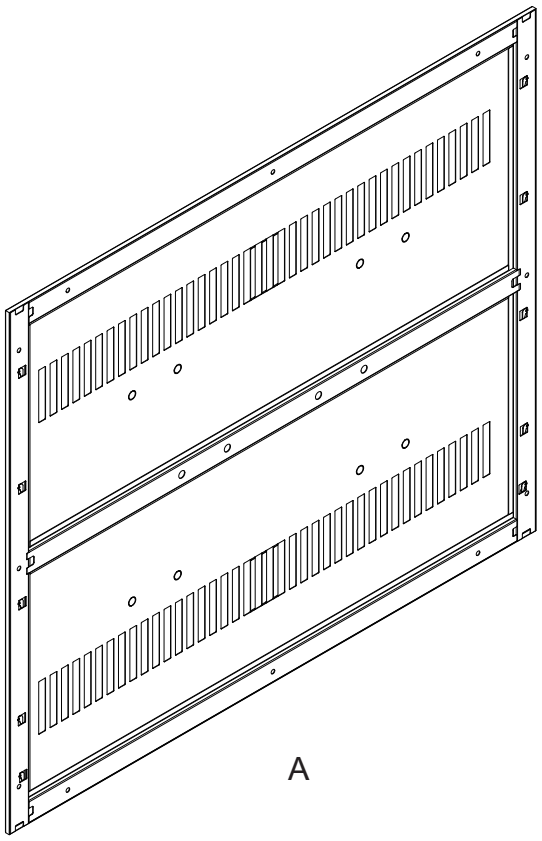

A

PRODUCT DIMENSIONS

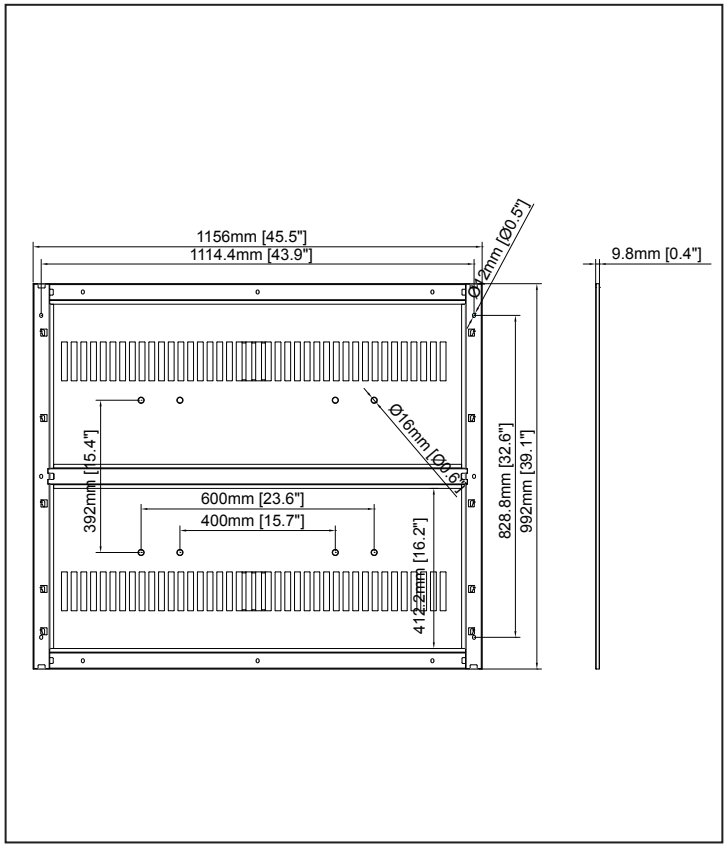

M5X8	Ø18X10.6
X24	X25
B	C

EAN:7350105211324

EAN:7350105211331

Scan for info!

COMPONENT CHECKLIST

Item	Name	QTY
A	Back Cover	2
B	M5x8 Screw	24
C	Capping	25

INSTALLATION INSTRUCTION

1

a. Pry it open with a wrench

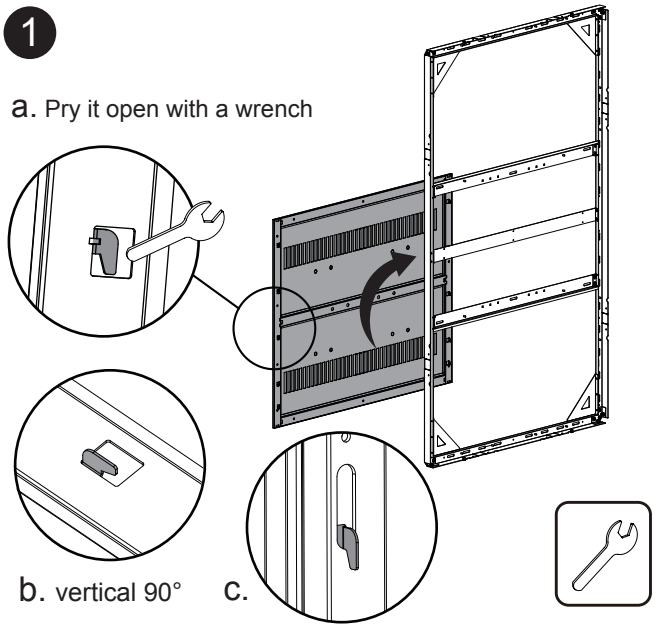

b. vertical 90°

c.

2

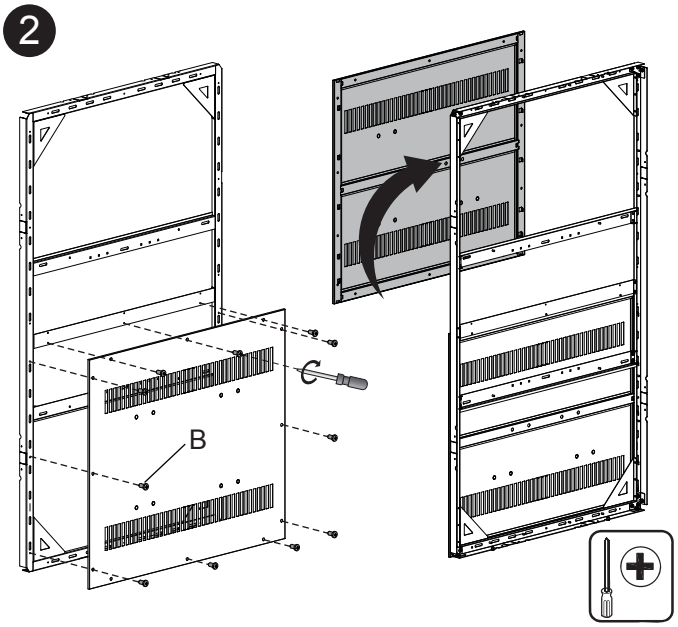

3

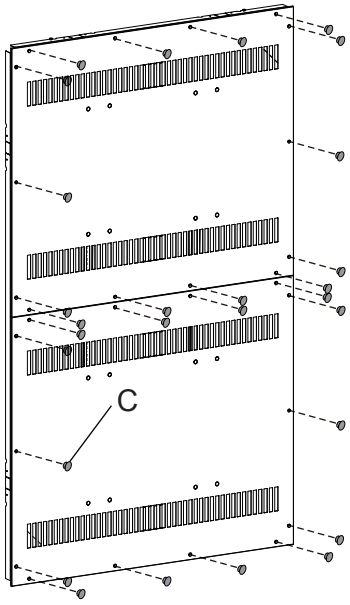

4

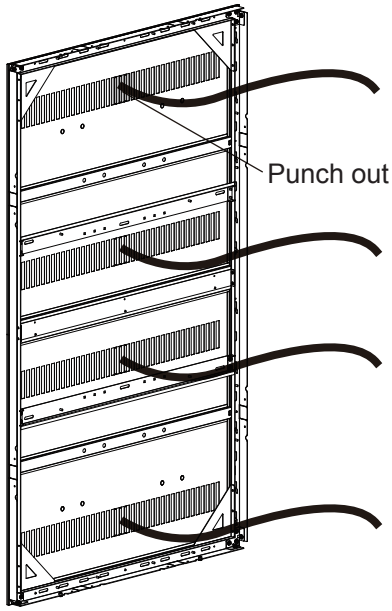

5

M Pro Series 1500mm Wire Connecting Plate Medium

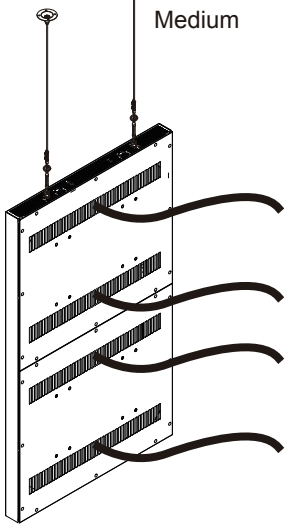

6

M Pro Series Floor to ceiling kits Medium

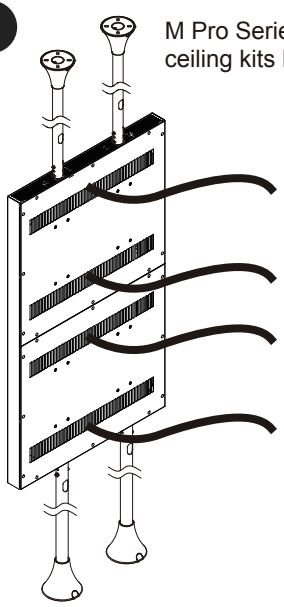

7

M Pro Series 1500mm Pipe Connecting Plate Medium

