Manual IB-M2TP02-7

High-performance thermal pad for M.2 SSD

Handbuch IB-M2TP02-7

Hochleistungswärmeleitpad für M.2 SSD



Manual IB-M2TP02-7

Package Content

- IB-M2TP02-7 (2x thermal pad)
- Manual

System Requirements

One M.2 SDD 22x 80 mm

Overview

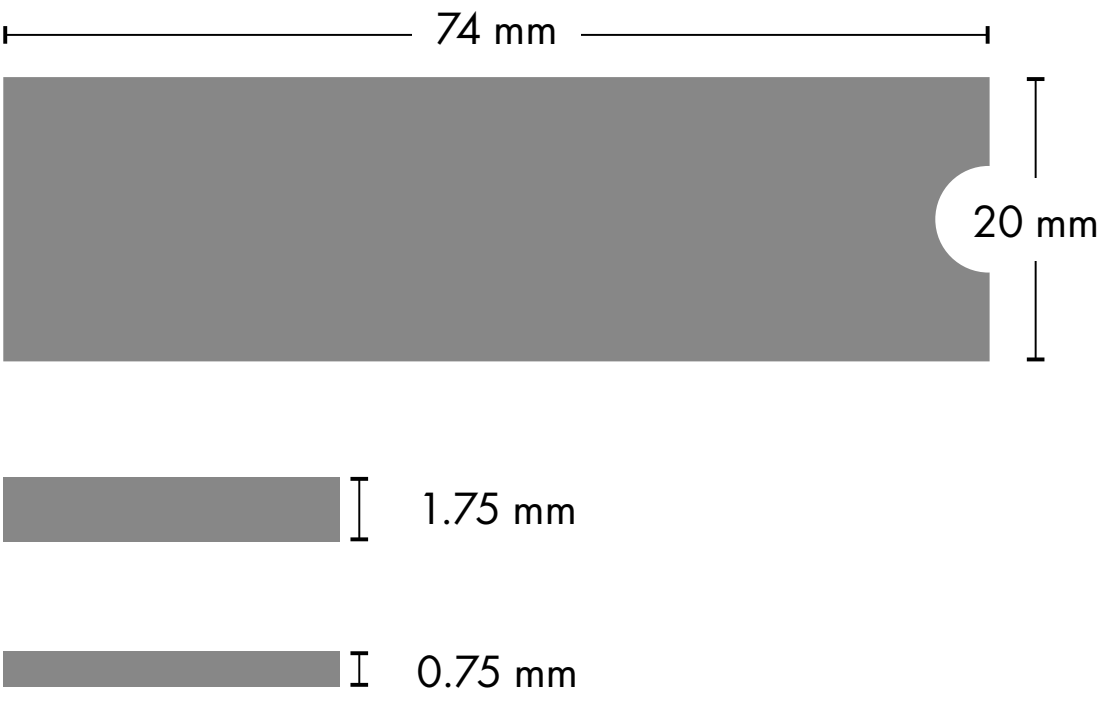

E

ICY BOX®

Manual IB-M2TP02-7

Key Features

- 2x thermal pad with 0.75 mm and 1.75 mm thickness
- Ensures perfect connection between M.2 SSD and heat sink
- Thermal conductivity of 7.5 W/mK for ideal heat dissipation from SSD to heat sink
- Suitable for M.2 SSD 22x 80 mm
- Withstands operating temperatures from -40°C – 180°C
- Easy installation

Installation

1. Carefully peel off the carrier foil on one side of the thermal pad.



E

ICY BOX®

Manual IB-M2TP02-7

2. Place the thermal pad with the side without the carrier foil on the M.2 SSD and press down the pad carefully but with a little pressure.



E

ICY BOX®

Manual IB-M2TP02-7

3. Now pull off the second carrier foil on top and carefully press on the heat sink.
   If necessary, note any special features when installing your heat sink.



D

ICY BOX®

Handbuch IB-M2TP02-7

Verpackungsinhalt

- IB-M2TP02-7 (2x Wärmeleitpad)
- Handbuch

Systemanforderungen

Eine M.2 SDD 22x 80 mm

Überblick







D

ICY BOX®

Handbuch IB-M2TP02-7

Hauptmerkmale

- 2x Wärmeleitpad mit 0,75 mm und 1,75 mm Dicke
- Sorgt für perfekte Verbindung zwischen M.2 SSD und Kühlkörper
- Wärmeleitfähigkeit von 7,5 W/mK für ideale Wärmeübertragung von SSD zu Kühlkörper
- Passend für M.2 SSD 22x 80 mm
- Hält Betriebstemperaturen von -40°C – 180°C stand
- Einfache Installation

Installation

1. Ziehen Sie auf einer Seite des Wärmeleitpads die Trägerfolie vorsichtig ab.



D

ICY BOX®

Handbuch IB-M2TP02-7

2. Legen Sie das Wärmeleitpad mit der Seite ohne Trägerfolie auf die M.2 SSD und drücken Sie das Pad vorsichtig aber mit ein wenig Druck an.



D

ICY BOX®

Handbuch IB-M2TP02-7

3. Ziehen Sie nun die obenliegende, zweite Trägerfolie ab und drücken Sie den Kühlkörper vorsichtig auf.
Beachten Sie ggf. Besonderheiten bei der Installation Ihres Kühlkörpers.









Nos produits et emballages se recyclent, ne les jetez pas!
Trouvez où les déposer sur le site **www.quefairedemesdechets.fr**

© Copyright 2022 by RaidSonic Technology GmbH. All Rights Reserved
The information contained in this manual is believed to be accurate and reliable. RaidSonic Technology GmbH assumes no responsibility for any errors contained in this manual. RaidSonic Technology GmbH reserves the right to make changes in the specifications and/or design of the above mentioned product without prior notice. The diagrams contained in this manual may also not fully represent the product that you are using and are there for illustration purposes only. RaidSonic Technology GmbH assumes no responsibility for any differences between the product mentioned in this manual and the product you may have. Apple and macOS, MAC, iTunes and Macintosh are registered trademarks of Apple Computer Inc. Microsoft, Windows and the Windows logo are registered trademarks of Microsoft Corporation.