World's First

21:9 Curved UltraWide Monitor

Sales kit for LG 34UC97



IPS

MUST KNOW before you start..

*This document is for sales training purposes. Do not use the contents (especially, images) of this document for any commercial use without authorization of the IT marketing division, LG Electronics HQ
*When you want to use this content for commercial purposes, please use the leaflet or catalogue source.
*Picture images may differ from actual ones. Especially the image of bezel may be artificially modified on selected scenes.
*Information on the product may be subject to change.
*Some features included in those in this document may vary or differ depending on country as each country runs different specifications.
*Some features are also available with selected models. Therefore, consumers would need to check the detailed specifications of the model they are looking for.

Version History

Version	Date	Update
Version 1.0	July 28, 2014	-Photographer -Media Composer
Version 1.5	Aug 14, 2014	-Video Editor -Graphic Designer -Web Programmer -Media Multiplayer

Table of Content

Introduction

-Specifications

-Design

Prologue

-The Story Begins

-34UC97 Stories Told by Six Voices- five professionals and a Media Multiplayer

Stories by the Professionals and a Media Multiplayer

Their Work Inspired by 34UC97

-Photographer

-Media Composer

-Video Editor

-Graphic Designer

Real User Experience

-Web Programmer

-Media Multiplayer

Specifications

Specifications		34UC97
New Screen Size/Ratio	Size	34”
	Resolution	3440x1440 / 21:9 UltraWide QHD
Excellent Picture Quality	Display Type	Curved IPS
	Wide Color Space	sRGB over 99%
	Color Calibrated	O
	Brightness	300 cd /m2
Special Feature	4-Screen Split	O
	Dual Link-up	O
Design	CINEMA Screen	O
Eye-Comforted Feature	Reader Mode	O
	Flicker Safe	O
Outstanding Usability	MAXXAUDIO®	O
	Stereo Speaker	7W x2
	Joystick	O
	Thunderbolt2 ™	O (x2)
	Display Port	O
	USB 3.0	O (1up / 2down)
	HDMI	O (x2)
	Super Energy Saving	O
	Wall Mount	100mm x100mm (Need wall mount bracket, not included)

Design


Optimal Curve Angle


Champagne Gold Color Cover


Glossy Metal Stand


Multi-Ports

In the story, Professionals and a Media Multiplayer will show





01 SET-UP



02 USER EXPERIENCE



03 CREATIVE WORK INPIRED BY 34UC97

(Not included with a web programmer and a media multiplayer)

34UC97 **Stories** and **Creative** Output **Inspired by it** through Five Creative Professionals and a Media Multiplayer

All the stories and creative work in this document come from 5 professionals and a media multiplayer those who participated in the planning of this project. All of the music, print, and edited film that are used here are the direct outcomes of these 5 professionals and a media multiplayer while using 34UC97. All the work space included in this document are real work spaces of the professionals who participated in this project. These descriptions are composed of 3 steps, from the final creative works inspired by 34UC97 to the working processes of the professional tool operation.

Stories of Five Professionals and a Media Multiplayer



Photographer

- Photoshop CC
- Photoshop Lightroom
- Capture one

Media Composer

- PROTOOL
- LOGIC X
- FL Studio
- Ableton

Video Editor

- Premiere Pro CC
- VEGAS
- After Effects CC
- AVID Media Composer

Graphic Designer

- Illustrator CC
- Photoshop CC
- Indesign CC

Web Programmer

- Edit Pro
- Eclipse

Media Multiplayer

- MS Office

Stories of Professionals and a Media Multiplayer

Reviewing the Creative Works Inspired by 34UC97

-Photographer

-Media Composer

-Video Editor

-Graphic Designer

Real User Experience

-Web Programmer

-Media Multiplayer

PHOTOGRAPHER

Replacement with Curved Palette, Finally Meet the Companion

Used Display: 27inch FullHD Monitor and 24inch HD Monitor

Commonly Used Software :

Photoshop CC

Photoshop Lightroom

> "…it is always added stress that I have deal with that slight color tone difference between two monitors…"







SETUP Finally, a Monitor **Compatible with a Mac PC!**

The settings are really simple. Just connect the Thunderbolt 2™ port directly to MacBook® and it's done!





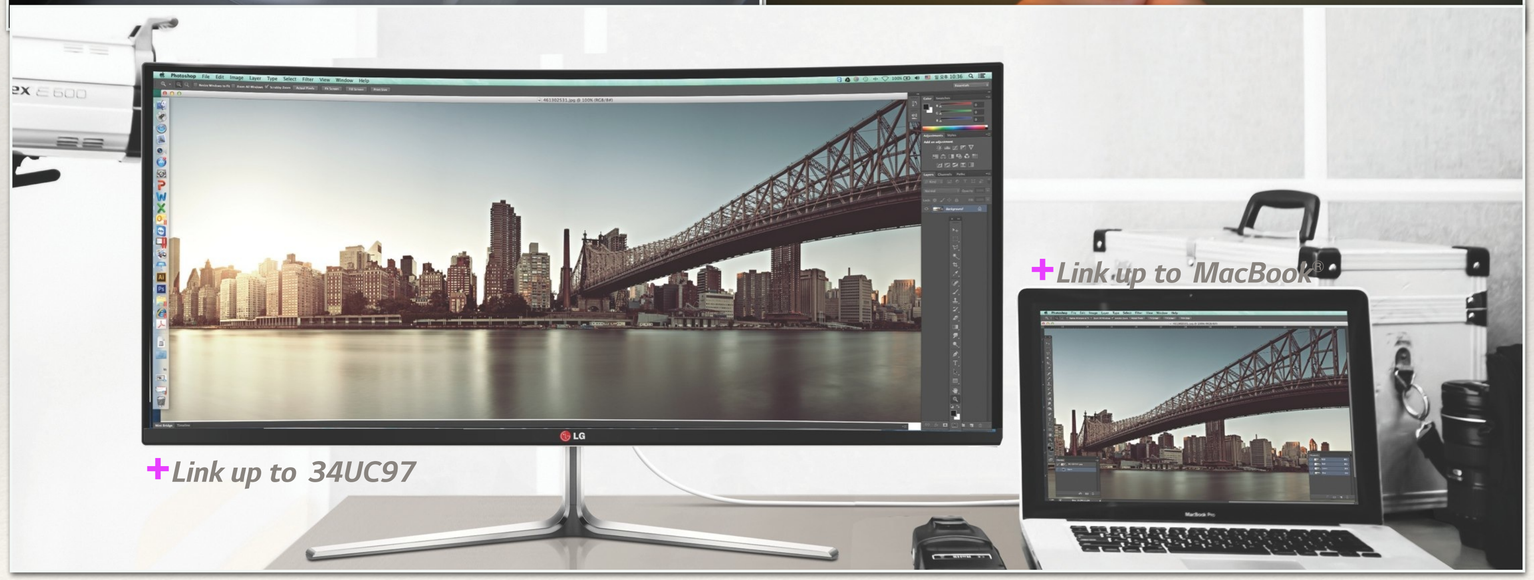

When you connect with an HDMI or USB to other monitors, resolution damage is inevitable on the Mac display or Mac PC and that is a big issue with photographer as most of us use Mac. However, the 34UC97 provides ***two Thunderbolt 2™ ports to connect a Mac PC directly and transmit data more than four times faster than USB 3.0. As a result, there is no need to worry about color damage*** from using an extra connector.

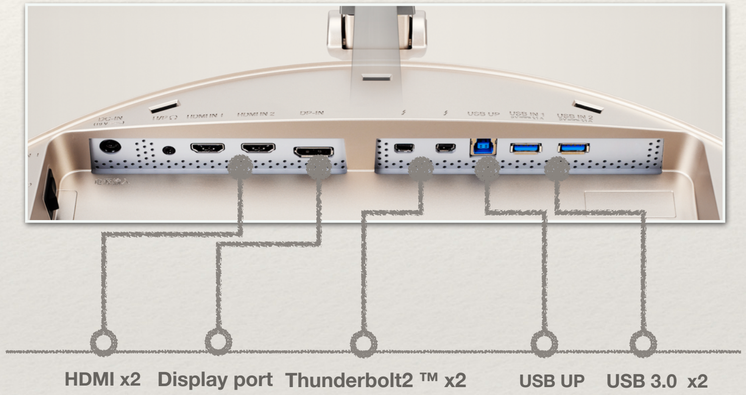

Mac® Compatible THUNDERBOLT USB 3.0 HDMI Display Port

Photographer

Bonus, Tip!

When you connect 34UC97 to a Mac, the Mac needs to be updated to the latest OS

Must be check options of Mac compatible

SETUP+ Replacing Dual-Monitor Setting with the 21:9 Curved UltraWide Monitor

If you have a Mac PC or Mac display, you can connect to 34UC97 directly via Thunderbolt 2™, which transmits four times faster than the speed of USB 3.0. Most important for wide-view monitor users, you can now edit in Photoshop without experiencing a color shift from the original image on the ultra wide screen!



Dual Set-up

VS



Single Set-up

Photographer

USEREXPERIENCE **Reviewing & Editing Images Simultaneously** on the **21:9 Curved UltraWide QHD**

Moreover, images I choose from Photoshop Lightroom can be directly transferred to Photoshop CC, allowing me to work on both programs at the same time on the same screen.This saves so much time and cause whole lot less strain on my eyes thanks to the visual comfort 34UC97 gives.



Even if you open Photoshop and Lightroom at the same time, the monitor is not crowded thanks to the 21:9 Curved UltraWide QHD resolution (3440*1440), offering 2.4 times more room than a 16:9 Full HD resolution display. ***Also, the curved display gives impressive view immersion as it also removes any blind angles, holds your sight around the curved view angle, and enables the user work without any visual interference. Despite using many windows or a wide monitor ratio,*** selecting and retouching photographs and composing are all possible at the same time with an all-around workstation.

21:9 Curved

UltraWide QHD 3440 x 1440

IPS

Photographer

The **Curved IPS** Just **Wraps Your Field of View.**

Compared with flat screens, even when I move around while working, I don't see any distortion of images at any angle.

Photographer



IPS 's ***178' wide viewing angles***, close to ***180'***, ***allow you to view the screen clearly without distortion. Also, the Curved IPS provides an immersive*** viewing angle comfortably wraps around the entire viewing angle of your range of vision.

IPS WIDE VIEWING ANGLE 178° 21:9 Curved

Visual Comfort, Plus Pin-Point Color Expression

With the curved IPS display, there is no distortion of color at all. Furthermore, because there is no color shift with the curved display that you would normally get with a VA display, ***you are able to see both edges of the monitor clearly, and this ensures visual comfort. Moreover, Curved IPS display enhance the depth of viewing pleasure more than a VA display.***

Q. Why IPS on Curved Display?



IPS Curved IPS Display

VS



Curved VA Display VA

Photographer

Q. Are there any certifications of IPS ?

A : We promote the certification of IPS display following divisions* from the most trusted institution in the industry. Reliable certifications expect to be received by October.

*Detail of divisions

COLOR ACCURACY	*COLOR GAMUT*	*VIEWING ANGLE*
Color scale RMS Distortion	sRGB reproduction rate	Angular Viewbility
Gray scale Color Change		Directional Gamma ratio
Gamma Accuracy		Color Shift

USEREXPERIENCE . **Perfect Color Palette** with **sRGB Over 99% and QHD IPS** Display

It is just remarkable that I can't tell any difference in the color among the 34UC97, MacBook® and my DSLR.



Photographer

Most professionals think that only EIZO monitors can express the highest color level and definition of the high resolution. However, the 34UC97 provides the perfect solution to this problem. ***You are guaranteed to perceive the same color of a subject each display through a resolution that is 2.4 times clearer and IPS display comparable to a 16:9 Full HD of 1920*1080, which provides sRGB over 99%*** color space and delivers an immersive viewing experience.

sRGB OVER 99% | UltraWide QHD 3440 x 1440 | IPS

Bonus, Tip!

Due to the direct input device control function of the 34UC97, you can select the photograph through the monitor without connecting a DSLR camera to the console PC.

USEREXPERIENCE Transforming Your Studio into a Upscale Gallery with the 34UC97's Esthetic Curved Design

34UC97's aesthetic curved design allows me to be a higher level of professionalism that clients will recognize. Moreover, with the warp-around viewing effect that the curved IPS display provides, clients can comfortably select photos without any distortion caused on the images when I shoot and review the photographs with them, ultimately boosting their confidence throughout the shooting session.







Photographer

Lr Photoshop Lightroom

CREATIVE WORK INPIRED BY 34UC97

"The wide 21:9 screen highlights the vibrant feeling in the photos, and the curved display creates an immersive viewing environment."

Photographer



Advanced Set-up

Highlight the Professional Workstation with a Wall Mount

Can Adjust the Monitor Distance

defending on varied image sizes on the screen

***Need to purchase an arm bracket / Non included in the package

+Connect to 34U97 back hole with Bracket







+Connect to Wall Mount





Photographer

MEDIACOMPOSER

The Moment I Turn This Curved Monitor on, I'm Never Going Back to Flat!

Used Display: 27inch FullHD Monitors Dual set

Commonly used software :

PROTOOL LOGIC X

FL Studio Ableton Live

"…It's been pain to keep activating and deactivating tracks and plug-ins back and forth…"







Media Composer

SETUP Most of the Audio Devices I Now Use Can All Be Connected through These Multi-Ports.

A master keyboard and monitoring speaker based on the USB in-out port can be connected directly to the 34UC97.
Moreover, **the Thunderbolt 2 ™ port allows for a direct connection with my Mac PC!**





You can connect to various audio devices with the two ***HDMI and two USB 3.0 ports,*** and a ***Display Port. Moreover, it provides USB Up*** so that it is possible to connect directly to a synthesizer. And, If you have a Mac, you can ***connect directly to the 34UC97 via Thunderbolt 2™,*** which transmits data more than four times faster than USB 3.0.

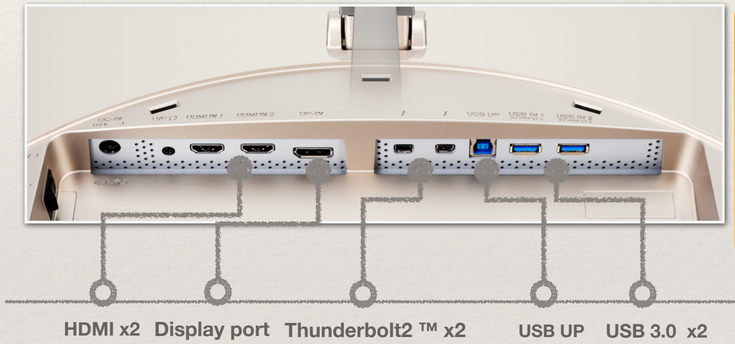

Mac® Compatible THUNDERBOLT™ USB 3.0 HDMI™ HIGH-DEFINITION MULTIMEDIA INTERFACE Display Port

Media Composer

Bonus, Tip!

Are you familiar with daisy chain? Thunderbolt 2™ technology offers the advantage of faster transfer speeds up to 20 Gbps and more easily expanded computing capability by connecting up to two devices via a simple daisy chain configuration.

Must be check options of Mac compatible

USEREXPERIENCE Can Handle All Audio Tracks and Plug-ins Spaces on Single 21:9 Curved QHD Display

I will not miss anything from the track sequencer to Plug-ins- as now I have everything coming into one display view. I'm never going back to the 24-inch dual-monitor setup that I previously used.



34UC97's 21:9 Curved UltraWide ***QHD (3440*1440) display offers visual comfort with 2.4 times more visual information at one time than a FullHD. This includes sound tracks, plug-ins, and more.*** Also the QHD resolution's ***1440p vertical height allows you to activate more audio tracks vertically than the 29inch 21:9 monitor, and that comparison also goes for the 29inch 16:9 FullHD monitor.***

UltraWide QHD 3440 x 1440 | 21:9 Curved | IPS

Media Composer

View the **Mixer on the Edges of the Screen clearly** through the **Curved IPS** Display

It's amazing that I can use ***up to 69 audio mixers, 24 more than with the old 16:9 ratio*** **full HD** resolution.



21:9 Curved

UltraWide QHD 3440 x 1440

IPS

Tilt

Bonus, Tip!

Its strong point is an adjustable curved display that can tilt back and forth from -5 to 20 so that you can find a comfortable viewing angle.

Superb Visual Comfort with **Accurate Color Expression** without **Color Distortion**

With the curved IPS display, there is no distortion of images at all. Furthermore, because there is no color shift with the curved display that you would normally get with a VA display, ***you are able to see both edges of the monitor clearly to ensure visual comfort. Moreover, Curved IPS display enhance the depth of viewing pleasure more than a VA display.***

Q. Why IPS on Curved Display?

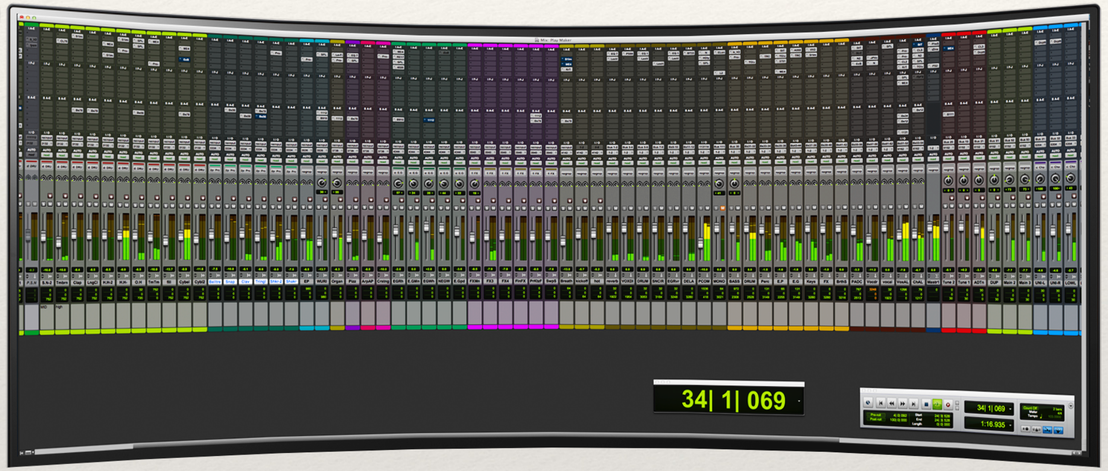

IPS

Curved IPS Display

VS

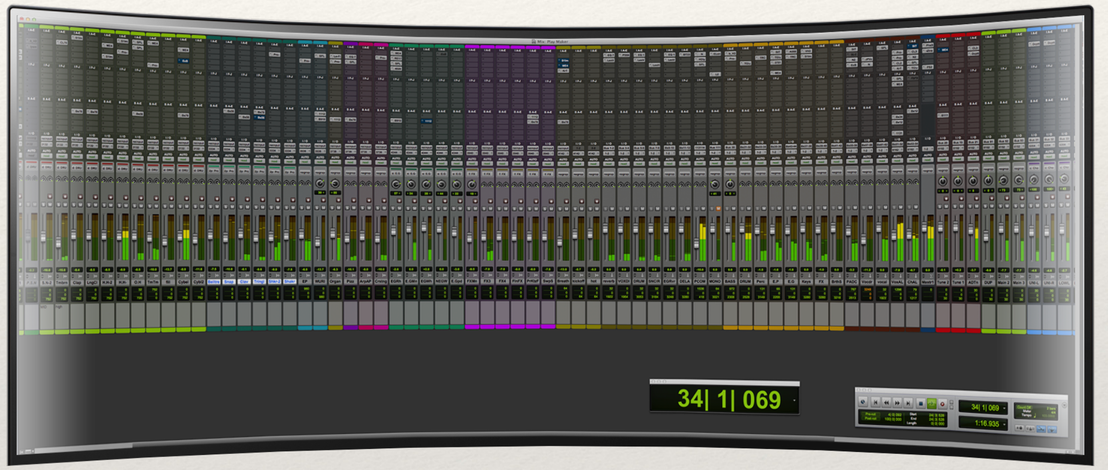

Curved VA Display

VA

Q. Are there any certifications of IPS ?

A : We promote the certification of IPS display following divisions* from the most trusted institution in the industry. Reliable certifications expect to be received by October.

*Detail of divisions

COLOR ACCURACY	*COLOR GAMUT*	*VIEWING ANGLE*
Color scale RMS Distortion	sRGB reproduction rate	Angular Viewbility
Gray scale Color Change		Directional Gamma ratio
Gamma Accuracy		Color Shift

Media Composer

Beats Time with **Voice and Audio Together** through **Dual Link-up** Function

Using 34UC97 is a quick and easy way to beat time between audio mixer and voice.



If you want to individually connect a Mac PC and a tablet PC to 34UC97, ***it is possible to control two different monitors through the Dual Link-up function, allowing you to control each input device simultaneously.*** Control the mixer with the mouse and keyboard connected to a Mac PC, and use the tablet PC connected to MIC to record a voice.

Media Composer

Dual Linkup

Mac® Compatible

21:9 Curved

Bonus, Tip!

The Dual-Linkup feature allows two compatible portable devices, such as a computer, DSLR, phone or DVD player, to be connected to the monitor, and both can be viewed on the same screen simultaneously.

Must be check options of Dual Link-up

CREATIVE WORK INSPIRED BY 34UC97

"The first 30 seconds reminds of the screen's curved look. The song gets more exciting in the middle, which was inspired by the 34-inch screen's wildness."

Media Composer

Play

"When the music reaches its peak, it delivers majestic sound, like the over-the-top quality of the 21:9 Curved QHD IPS Display"

Advanced Set-up

Scale up the Entire Workstation by **Wall-Mounting 34UC97**

Customized Workstation As You Want!

34UC97 bracket(34UC97only) enables connection to a wall mount stand

***Need to purchase an arm bracket / Non included in the package

+*Connect to 34U97 back hole with Bracket*





+*Connect to Wall mount*



+First one used for editing track sequencer

+ Second one used for mixing



Media Composer

VIDEOEDITOR

The Entire Work Process Is Covered in the **Curved Real Estate**

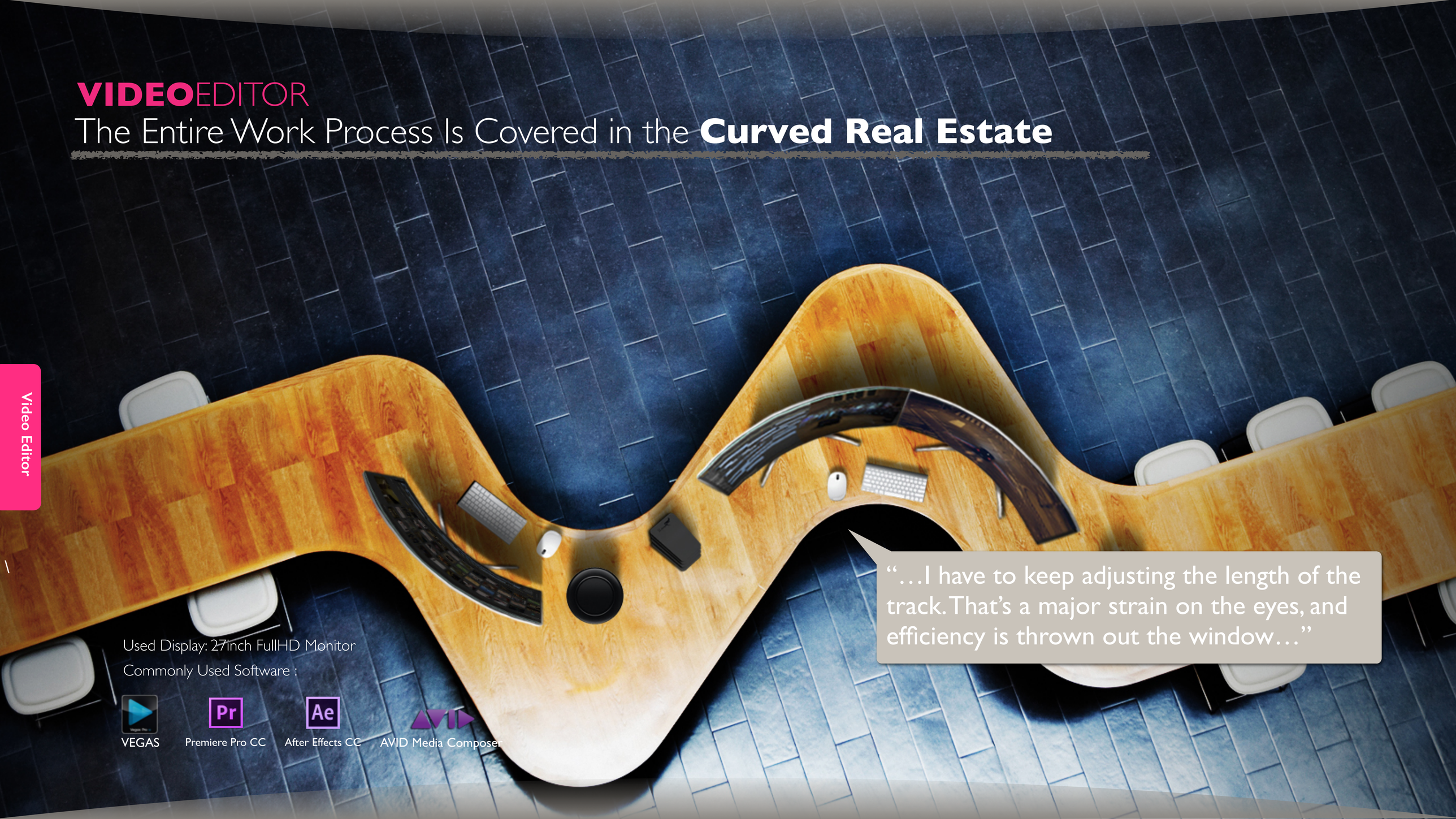

Video Editor

"…I have to keep adjusting the length of the track. That's a major strain on the eyes, and efficiency is thrown out the window…"

Used Display: 27inch FullHD Monitor

Commonly Used Software :

VEGAS Premiere Pro CC After Effects CC AVID Media Composer

SETUP **Save Time Exporting Videos** with the **Mac Compatible Display**

I got rid of the current Mac display and connected my Mac Pro® to the 34UC97. In addition to this, I also need to connect it to the Pegasus2® external storage, so thankfully there are ***two Thunderbolt2™ ports. All I needed to do was plug the Thunderbolt™ cable into the monitor and the settings are complete.*** It is very convenient. I think that I can forget the concerns regarding any rendering issues through USB.



When you connect HDMI or USB to other external storage, slow transfer time is inevitable on the PCs that most editors use. However, 34UC97 provides ***two Thunderbolt2 ™ ports to directly connect a Mac PC and Pegasus2 storage directly to transmit data more than four times faster, than a USB 3.0.*** As a result, there is no concern of slow transmission from using a USB or HDMI connector.

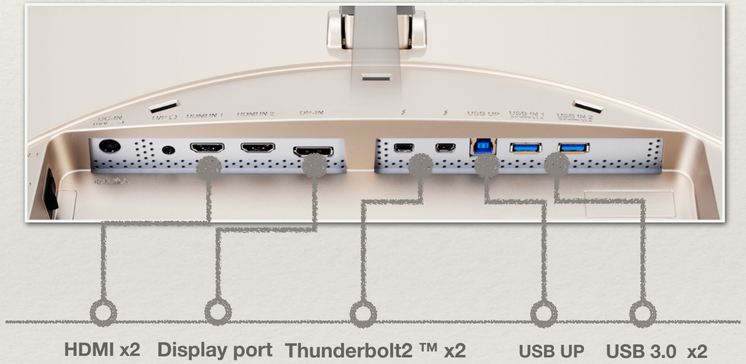

Mac® Compatible THUNDERBOLT™ USB 3.0 HDMI™ HIGH-DEFINITION MULTIMEDIA INTERFACE DisplayPort

Video Editor

Bonus, Tip!

When you connect 34UC97 to a Mac PC, the Mac PC needs to be updated to the latest OS.

Must be check options of Mac compatible

USEREXPERIENCE **Reviewing & Editing Simultaneously** on the **21:9 Curved UltraWide QHD based on IPS Display**

When I edit a source video, I can activate a ***maximum of 18 tracks,*** which are arranged to allow ***five additional ones*** than the initial 27-inch Full HD vertically. It also delivers visual comfort and enables continuous monitoring of the source video while editing thanks to the ***3440*1440 resolution.***



The plug-ins for each effect preset and transition effector are improved and in comparison to the 16:9 Full HD monitor, the ***34UC97's 3440*1440 QHD resolution delivers 2.4 times more space in case of the default setting while editing.*** There is no need to worry about the multiple, activated screens being squeezed out while editing tracks.

21:9 Curved

UltraWide QHD 3440 x 1440

IPS

Video Editor

All Video Clips are Within Sight through **the 21:9 Curved IPS Display's Immersive Wrap-around Viewing**

It appears I can have more than ***44 active video clips*** on single screen. That is about ***eight more clips*** than the previous Full HD monitor. Because of the ***IPS's 178' wide viewing angle these small video clips are not blurred and everything falls into view*** thanks to ***the curved display.***



IPS ***'s 178' wide viewing angle, allows you to view the screen clearly without distortion for visual comfort.*** Also the curved shape allows comfortable viewing and eliminates the concerns of blind spots on the screen while editing.

IPS WIDE VIEWING ANGLE 178° 21:9 Curved

Work on Expended Time Tracks and Enjoy the Visual Comfort of using 21:9 UltraWide QHD Display

Thanks to ***the 21:9 ratio, 34-inch-wide screen***, which is ***1.8 times wider than a 16:9 ratio FullHD display,*** there is ***no need to constantly zoom in, or reduce time tracks*** in PremierePro. I can efficiently work on various sizes of time tracks such as TV commercials, TV dramas, and even movies.

21:9 Curved | UltraWide QHD 3440 x 1440 | Stereo Speaker | MAXX AUDIO®



16:9 Full HD Display

VS



21:9 QHD Display

Bonus, Tip!

While reviewing and editing videos, there is no need for separate high-end monitoring speakers. Because the 34UC97 supports MAXXAUDIO®, you can listen to crisp, clean high and low sounds without background noise. Also, two 7W internal stereo speakers deliver an immersive listening experience like that of a surround speaker system.

CREATIVE WORK INSPIRED BY 34UC97

1440p



3440

"All I did was change it with the Curved IPS Display monitor, but the editing process and appreciation for the video have now reached a level of immersion that were not possible before."

Video Editor

Advanced Set-up

Video Editor

Scaling up the Professional Workstation **by Wall-Mounting 34UC97**







"…thank to the wall mounted curved monitor, your client re-view the output more comfortably regardless of viewing angle…"

For More Comfortable **E**diting and **R**e-viewing

***Need to buy an arm bracket / Non packaged



GRAPHICDESIGNER

Ciao, My Small Canvas, Meet My New and Perfectly-Curved Canvas

Display Previously Used : 27inch FullHD Monitor and 24inch HD Monitor

Commonly used software :

- Illustrator CC
- Photoshop CC
- Indesign CC

"…it's impossible to open many tiny images on my small monitor that gives me only narrow viewing angle monitor…"

SETUP I Can Build up a Whole New Atelier with **Mac Compatible and Multi-Ports**

Graphic Designer

The iMAC® currently in use, the tablet, external storage, keyboard, and mouse … I can connect all these separate devices to the monitor with the ***two Thunderbolt2 ™ and two USB 3.0 ports***



The 34UC97 supports ***two HDMI ports and one Display port.*** Additionally, ***the two Thunderbolt ports*** allow you to connect directly to a Mac device. Also, the configured ***USB Up and two USB 3.0*** ports allow you to directly connect a tablet and external HD.



USB 3.0 HDMI HIGH-DEFINITION MULTIMEDIA INTERFACE Direct Input Device Control THUNDERBOLT

Bonus, Tip!

When you connect 34UC97 to a Mac PC, the Mac PC needs to be updated to the latest OS.

Must be check options of Mac compatible

A Single 21:9 Curved QHD Display that Wraps-around Your View Bids Farewell to the Dual-Monitor Setting

Being able to ***view many image thumbnails is a given, and by using Photoshop CC at the same time***, it is easy to select and drop images into Photoshop CC using the drag and drop function. Also, when I used dual monitors, it was difficult to keep everything in sight. ***Now, however, with the curved display monitor, I can work better with everything in sight and enjoy visual comfort.***



Dual Set-up **VS**



Single Set-up

Graphic Designer

USEREXPERIENCE - **Capturing More Images** while Being Immersed **with the 21:9 Curved QHD IPS Display**

With the UltraWide ***QHD(3440*1440p) resolution***, I can also have many more image thumbnails on the screen at once for more comfortable selection and all the small images are in sight with visual comfort thanks to the curved surface display.



Graphic Designer

With ***the 21:9 QHD resolution, you have 2.4 times more space on the screen,*** letting you display all graphic tools, thumbnail images, and web pages all at the same time. ***With the IPS screen supporting the 178' viewing angle, everything falls into view without blind spots*** to create a comfortable viewing experience. It could be considered the best canvas for those who work on editing and combining images

UltraWide QHD 3440 x 1440 | 21:9 Curved | IPS

Simultaneous, Comfortable Viewing of Graphic Tools and Source Images Made Possible with the **21:9 QHD Display**

Because the initial setup of my dual monitors used small screens, image thumbnails and graphic tools had to be opened on separate monitors. However, after replacing them with one 34UC97, ***I was able to have thumbnail images and Photoshop CC active on the same monitor all at the same time.*** Now, when I am selecting images for editing. I can quickly and easily drag the selected images to Photoshop CC directly.



Bonus, Tip!

Individual images from CS programs on Adobe can be used with the drag & drop function! But you knew that, right?

USEREXPERIENCE **Flawless Color Expression** with **IPS and sRGB over 99%** Color Space

The QHD IPS supports sRGB over 99%, reproducing an accurate color level on the 34UC97 that is ***difficult to distinguish from sRGB color code.*** Moreover, since I can use both Photoshop CC and the Illustrator CC simultaneously on the 34UC97, ***I no longer worry about a difference in color expression*** as with the two monitors used previously or in print.



You are guaranteed an immersive viewing experience by perceiving the same color as a subject on each display or commercial print through a ***sRGB over 99% color space and IPS lifelike color expression***

sRGB OVER 99% IPS UltraWide QHD 3440 x 1440

Graphic Designer

Bonus, Tip!

If you work with tablet pen drawings on the 34UC97's wide screen, the stress and issues that accompany simple image work with on smaller ratio monitors , such as a pen tool's anchor continually cutting off, are no longer relevant!

Provides **Visual Comfort** with **Accurate Color Expression** without Color Distortion

With the curved IPS display, there is no distortion of images at all. Furthermore, because there is no color shift with the curved display that you would normally get with a VA display, ***you are able to see both edges of the monitor clearly to ensure visual comfort. Moreover, the Curved IPS display enhances the depth of viewing pleasure more than a VA display.***

Q. Why IPS on Curved Display?

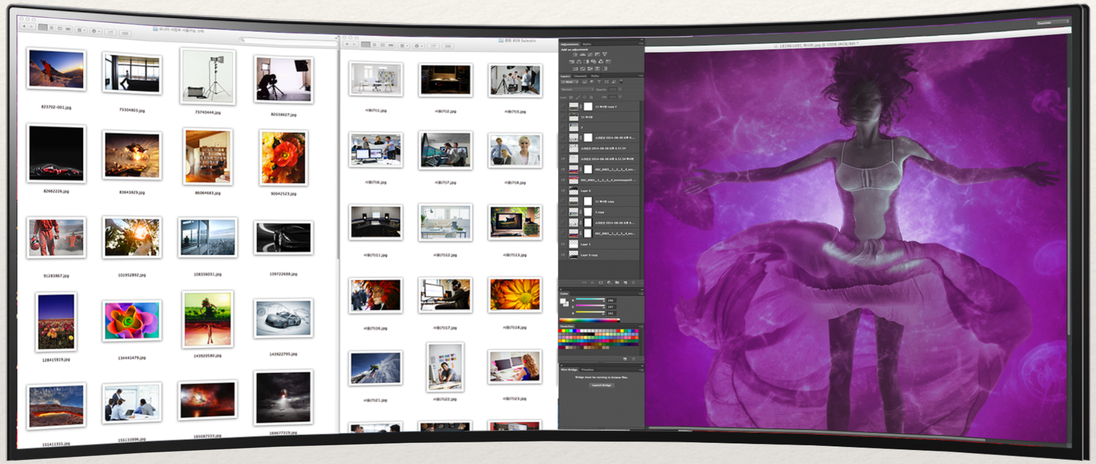

IPS

Curved IPS Display

VS

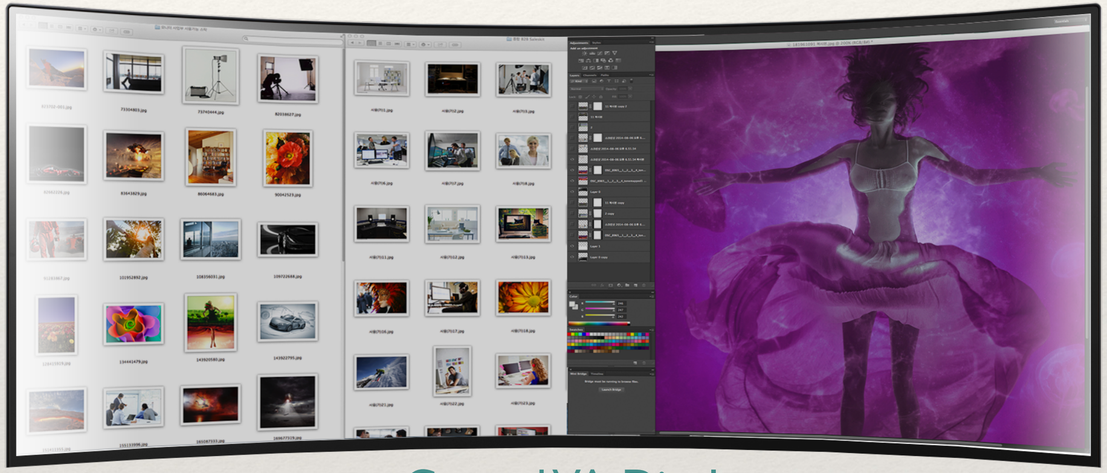

Curved VA Display

VA

Q. Are there any certifications of IPS ?

A : We promote the certification of IPS display following divisions* from the most trusted institution in the industry. Reliable certifications expect to be received by October.

*Detail of divisions

COLOR ACCURACY	*COLOR GAMUT*	*VIEWING ANGLE*
Color scale RMS Distortion	sRGB reproduction rate	Angular Viewbility
Gray scale Color Change		Directional Gamma ratio
Gamma Accuracy		Color Shift

Graphic Designer

Graphic Designer



CREATIVE WORK BY 34UC97

"Though it is magnificent such a 21:9 UltraWide QHD display, it could also be thought of as mysterious visual art. Another game changer is the precise color expression from the 34UC97's sRGB over 99% color space"

Story of Professionals and a Media Multiplayer

Review the Creative

-Photographer

-Media Composer

-Video Editor

-Graphic Designer

User Experience

-Web Programmer

-Media Multiplayer

WEBPROGRAMMER

Discover the Real **W**orld '**W**ide' **W**eb with the **21:9 Curved Monitor**





“ ..guess I have been used two to four programs. And, it’s impossible to work with all these programs activated on my dual monitors ”

Edit Pro Eclipse Photoshop CC

Display Previously Used: Dual 24inch FullHD Monitor setting

SETUP All-in-One Display with the **Versatile Multi-Port**

There are ***two HDMI ports, two USB 3.0 ports, and even a Display port.*** Setup is complete by ***just plugging a display cable into the monitor***. Moreover, by connecting just one monitor to the PC and connecting the mouse and keyboard all to the monitor itself, a clean and pleasant office environment is created, and there are no more concerns about the PC graphics card overloading!





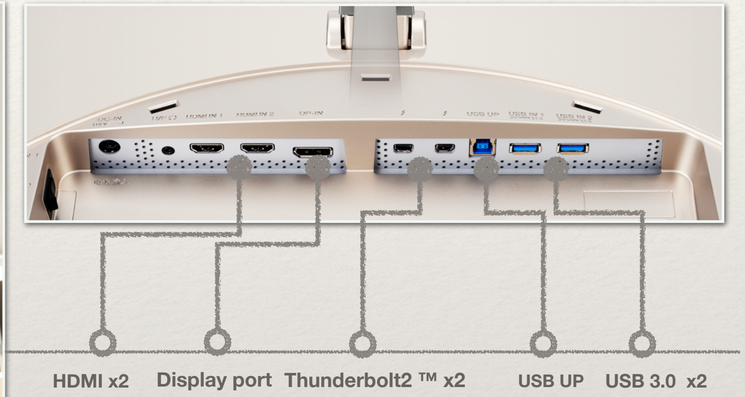

USB 3.0 HDMI HIGH-DEFINITION MULTIMEDIA INTERFACE Display Port THUNDERBOLT

Web Programmer

USEREXPERIENCE Cropping, Coding, and Reviewing on a Single 21:9 Curved QHD Display

Web Programmer

With my initial setup, I had to continuously open and close Photoshop and Eclipse over and over because of the monitor space constraint. Now, it is ***possible to have both Eclipse and Photoshop for editing and re-coding.*** And I can also continually ***check the output through a web browser all on the same screen with visual comfort*** without the distortion of a narrow screen space. Moreover, there is no need to repeatedly scroll vertically thanks to the 1440p vertical height.

21:9 Curved | UltraWide QHD 3440 x 1440 | CINEMA SCREEN



16:9 display Dual Set-up **VS**

+Cropping +Coding +Reviewing 1440p

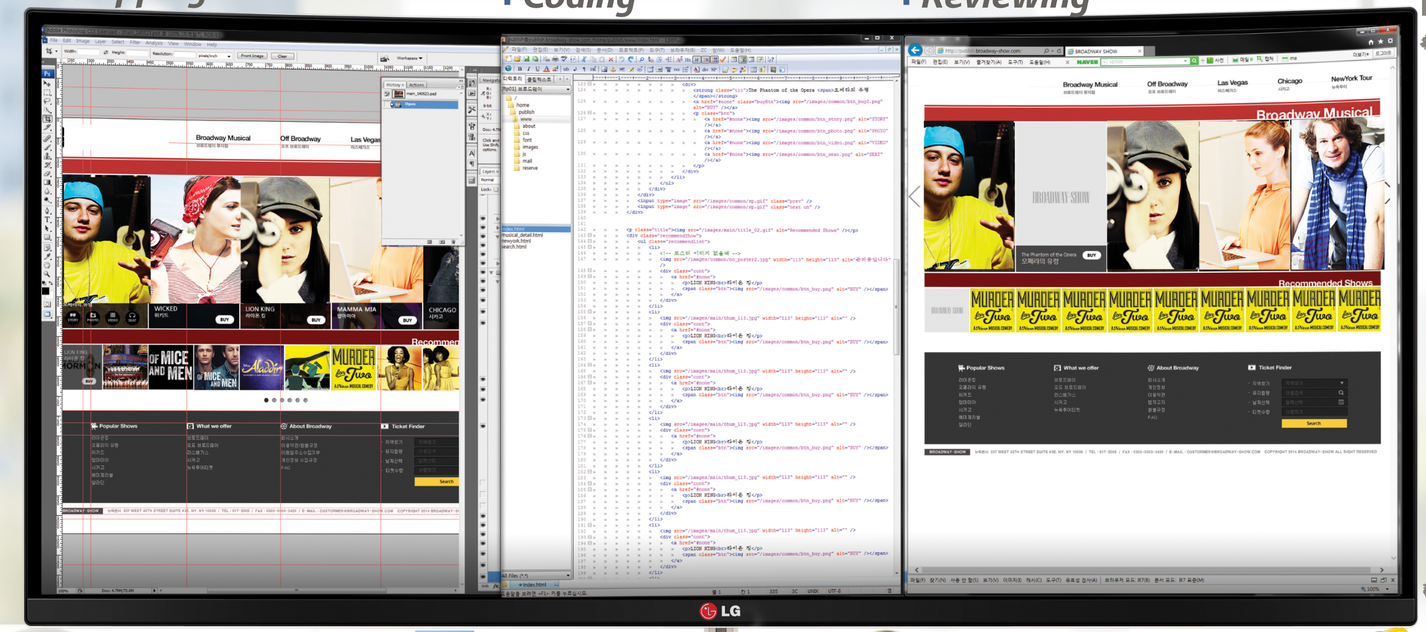

Photoshop CC

21:9 QHD display SingleSet-up

USEREXPERIENCE Coding & Viewing Without any Distortion of Text and Images with the Curved IPS display

Compared to VA displays, the ***IPS Display offers much clearer visibility of text*** that is used for coding work, and the ***curved surface and IPS's 178° wide viewing angle eliminates issues such as blind spots and distortions of coding data on each side of a monitor to deliver visual comfort.*** Moreover, when I use the 34UC97's UltraWide screen, I'm able to ***multi-task with Eclipse and Photoshop without having to worry about any distortion that a bezel between two monitors would normally cause.*** It is great to be able to freely customize task windows to my needs depending on the specific stage of the work process I am on.

IPS 21:9 Curved

Curved IPS Display Single Set-up



VS VA Display Dual Set-up



Web Programmer

MEDIA MULTIPLAYER

Multiplay Your Fun by 34UC97 "Curve"



"I have various usage of my monitor, such as working on reports, watching TV, and playing games on one PC and monitor. So I will most likely have the need for a multi-purpose monitor!"

Display Previously Used: 27inch FullHD Monitor

SETUP Quick and Easy Set-up with **Mac Compatible**

The setting is very simple. Because the two ***34UC97s support Thunderbolt 2™ ports, all I have to do is plug the Thunderbolt™ cable into my MacBook®*** and the setting is complete! Moreover, connecting to a MacBook® using the Thunderbolt™ cable automatically sets it to the highest display settings, eliminating the need to manually select the settings. And settings for non-Mac users are not that complicated either. ***This is because two HDMI ports and a Display port are supported. I cannot leave out the fact that there are also two USB 3.0 ports and one USB Up port as well.***







Must be check options of Mac compatible ▶

Media Multiplayer

USEREXPERIENCE **Enhance the Depth of Viewing Pleasure** with the **21:9 UltraWide Curved Display**

More game ***interfaces such as the view behind the opponent are in view through the 21:9 ratio curved monitor.*** I can apply fast and effective tactical moves with the wide view capture that let me see and do more than on a 16:9 ratio monitor.. Moreover, ***with two 7W internal stereo speakers and MAXXAUDIO®*** to provide clear background sound, I can enjoy immersive gaming.

21:9 Curved

MAXX AUDIO®

Stereo Speaker

CINEMA SCREEN



+View more space

+View more space

USEREXPERIENCE **Theater-like Viewing Pleasure** with the **21:9 Curved UltraWide Display and Vivid Sound**

The 21:9 UltraWide screen ratio allows me to capture the immersive experience and appreciation of a movie. **The most important thing is that this monitor has a *Curved Cinema Screen for immersive viewing*.** Additionally, even without a home theater system, ***the MAXXAUDIO***® **along with two internal *7W Stereo Speakers* provide a great low/high sound range just like a surround sound system,** providing an experience similar to being in a 4-D theater with a panoramic screen.



Media Multiplayer

USEREXPERIENCE True **Multi-Tasker** with its 21:9 UltraWide Display Combined with the **Dual Link-up**

The 34UC97 has a special ***Dual Link-up feature. Individual devices connected to the monitor maintain a 1:1 ratio, allowing the monitor to divide up the individual screens for visual comfort.*** I watched a movie by connecting my DVD player while surfing the web. Perhaps because of the 34-inch 21:9 ratio UltraWide screen. I do not feel any sense of narrowness or discomfort.

27inch 16:9 display **VS** 34inch 21:9 UltraWide display





Dual Linkup

21:9 Curved

DIVX HD

Must be check options of Dual Link-up

Media Multiplayer

USEREXPERIENCE **Focused Simultaneously** on Both Charts & Graphs with Greater Efficiency with the **21:9 QHD Display**

The UltraWide QHD monitor displays 52 columns in Excel, so I can ***see all the content in full view without blind spots and distortions of Excel sheets on either side of the monitor*** due to the 178' wide viewing angle curved display. Moreover, ***4-Screen Split allows me to divide the space of screen automatically***. And with a simple drag and or a double click, ***a new window will automatically fit into the marginal room.***



21:9 Curved

UltraWide QHD 3440 x 1440

4-Screen Split

Media Multiplayer

Must be check options of 4 Screen Split ▶

USEREXPERIENCE **Enjoy Clear and Crisp Photos** on the **IPS Curved Display supporting the QHD and sRGB over 99%**

If you enjoy taking photos as a hobby like I do, a good camera is important, but I also recommend using an IPS Display monitor for an immersive viewing experience. The color of the images I shot using my 8megapixel DSLR that are displayed on the screen are no different from the real objects. The ***IPS display features lifelike color expression, 21:9 QHD resolution(3440*1440), and sRGB over 99% color space!*** It is possible that photos taken using any high-quality camera would be difficult to distinguish from the real object!





Q&A

Q&A

Q : Is there a VESA mount bracket in the package ?

There is no VESA mount bracket included upon purchase and it cannot be purchased on the market.
However, inclusion of the VESA mount bracket in the package may differ depending on the branch location.

Q : How to set up the wall-mounted Curved monitor?

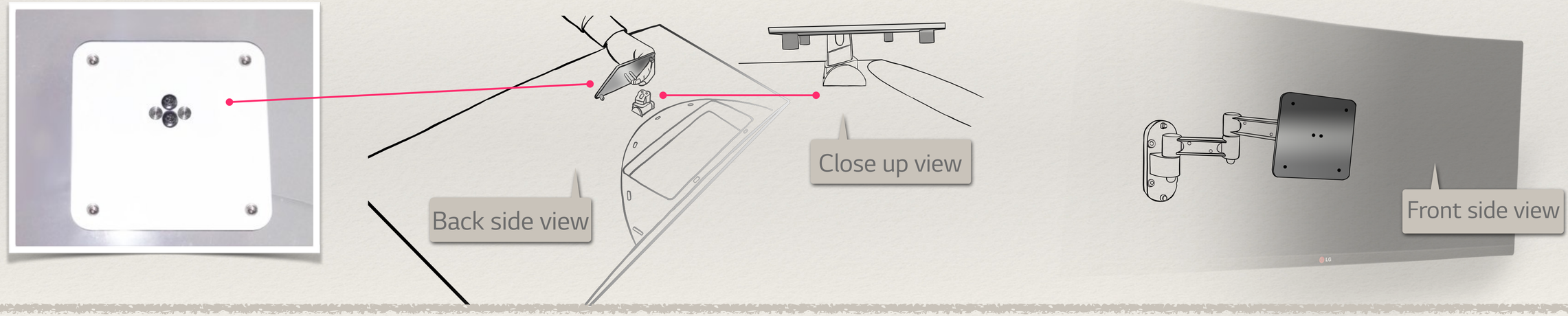

Step 1.
+*Extra bracket (supporting 100*100 VESA standard)*

Step 2.
+*Connect to 34UC97's back hole with the extra bracket*

Step 3.
+*Connect to 34UC97 with wall stand bracket*

Q&A

MAXXAUDIO®

Q : What does MAXXAUDIO® feature ?

A : MAXXAUDIO® is a solution that delivers higher sound quality, and also incorporates an equalizer that allows users to individually customize the features below according to user preferences.

MAXXBASS®	MAXXTREBLE™	MAXXEQ™	MAXXVOLUME®	MAXXDIALOG™	MAXX3D™
A wide range of bass sound	Clear sound quality in a high-pitch range	Closest to the original sound	Close to the original sound in a high-pitch volume	Separate and play the background sound and voice	Surround sound
					

*MAXXVOLUME® and MAXXDIALOG® have an on/off setting only without customizing an equalizer

Certification of 34UC97

Q. Are there any reliable certifications from industry authorities that assure picture quality?

We promote the certification* of the 34UC97 from TUV, Intertek, and UL.
Once certified by October, a guide for marketing the certifications will be released from HQ.



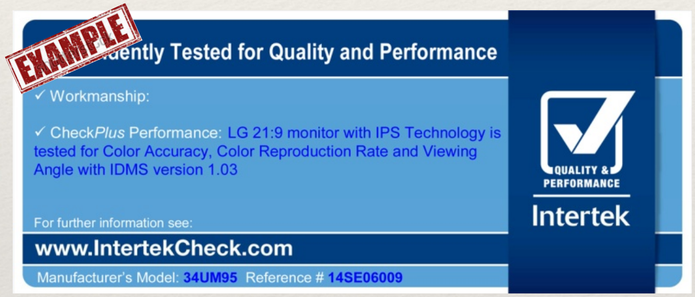



-The logos above are for 34UM95 Only. 34UC97's certification logo will be updated by October

Certification Divisons for 34UC97

1.34-inch 21:9 Curved UltraWide QHD Monitor
2.sRGB over 99% Wide Color Expression
3.IPS technology**

Q. Is the dual link feature compatible with all ports?

PBP Combination		Main (Left)			
		HDMI1	HDMI2	DP	Thunderbolt ™
Sub	HDMI1	-	●	●	●
	HDMI2	●	-	●	●
	DP	X	X	-	X
	Thunderbolt ™	X	X	X	-

Q & A

Back to the previous page : Media Composer

Media Multiplayer

Q. What PC specification is required to enjoy video on 34UC97 without loss of picture quality?

Key requirement is PC graphic card performance. It depends on what resolution PC graphic card supports
(at least 3440X1440 must be supported). You may need to enforce custom settings from the graphic card control panel
or update to the latest graphic card driver at the graphic card manufacturers' website.

*** You may be required to enforce custom settings from the graphic card control panel or update to the latest graphic card driver.**

	34UC97	Graphic card		Interface to Monitor		
				Thunderbolt2 ™	Displayport	HDMI
Win OS	Resolution support (3440x1440)	Intel	HD4400 or higher	●(60hz)	●(60hz)	●(50hz)
		AMD	HD7000 or higher	●(60hz)	●(60hz)	●(50hz)
		NVIDIA	Geforce 650 or higher	●(60hz)	●(60hz)	●(50hz)

Final version will be updated by September

Q & A

Back to the previous page : Photographer

Media Composer

Video Editor

Graphic Designer

Media Multiplayer

Q&A

21:9 Compatibility for 34UC97

* You may be required to enforce custom settings from the graphic card control panel or update to the latest MAC OS X.
* For connection with Mac®, Thunderbolt cable[1)], HDMI to HDMI, Mini-DP to DP cable is required.
* The Thunderbolt to Ethernet Adapter[2)] lets you easily connect to a high-performance Ethernet network. It connects to the Thunderbolt port on 34UC97
* Daisy-Chain(MST : Multi Stream Transport) connect two high-resolution 34UC97 monitor to New Mac Pro®

	34UC97		Graphic card	Interface to Monitor		
				Thunderbolt2 ™	Displayport	HDMI
MacOS	Resolution support (3440x1440)	Macbook Pro®	Macbook Pro w/Retina Display 13”/15”(2014)	●(60hz)	●(60hz)	●(50hz)
		Macbook Air®	MacBook Air 11”/13”(2013)	●(60hz)	●(60hz)	●(50hz)
		iMac®	iMac 21.5”/27” (2013)	●(60hz)	●(60hz)	●(50hz)
		Mac Mini®	Mac mini(2012)	●(60hz)	●(60hz) 2560*1080	●(50hz)
		Mac Pro®	New MacPro(2013)	●(60hz)	●(60hz)	●(50hz)

Q&A

Q. How can I activate the 4-Screen Split function ?

4-Screen Split software installation is required (the software CD is packed with monitor.
Once installed, the tray menu will created on your PC.

34UC97		Interface to Monitor			O/S Version
		Thunderbolt2 ™	Displayport	HDMI	
4-Screen Split support	Win PC	●	●	●	Displayport/HDMI : XP/Vista/Win7/Win8 Thunderbolt2 ™ : Win7/8
	Mac®	●	●	●	Mac OS X :10.7,10.8,10.9

Back to the previous page : Media Multiplayer

Q&A

Q. Where should I contact to request about the 34UC97 ?

A : For any request or questions, please feel free to contact the members below.

- Marketing : Cathy Kim _ LG HE IT Marketing Team

  cathy.kim@lge.com

End of 34UC97 Saleskit V2.0

LG
Life's Good